

CONTENTS

[RETAIL PRICES :: NOVEMBER 2023]

GETTING STARTED

Valances Selection Guide	2
How to Price & Order Valances	6
How to Use our Yardage Chart	7
Options Pricing for Valances	8
How to Measure for Valances	11
How to Use our Valance Order Form	12
Valance Order Form	13

VALANCE STYLES & PRICING INFORMATION

Soft Fold Valance	16	Diana Valance	38
Sandra Valance	17	Scarf Valance	39
Jessica Valance	18	Jasmine Valance	40
Jessica Anne Valance	19	Rod Pocket Valance	41
Brenda Valance	20	Camisole Valance	42
Brenda Anne Valance	21	Tab Top Valance	43
Mavis Valance	22	Ring Top Valance	44
Mavis Anne Valance	23	Grommet Top Valance	45
Rachel Valance	24		
Mary Valance	25		
Katherine Valance	26		
Laurel Valance	27		
Empire Valance	28		
Kingston Valance	29		
Belair Valance	30		
Casual Balloon Valance	31		
French Pleat Valance	32		
Euro Pleat Valance	33		
Barcelona Pleat Valance	34		
Roman Pleat Valance	35		
Champagne Pleat Valance	36		
Tudor Pleat Valance	37		

»VALANCES SELECTION GUIDE


[Color photos of all these styles can be found at www.fabritecdesigns.com]



SOFT FOLD VALANCE

[See page 16]

Our most popular valance. Soft, cascading folds wrap around the ends creating a handsome tailored look.



SANDRA VALANCE

[See page 17]

A simple valance with corner pleats, often used in conjunction with Roman shades. A very clean style.



JESSICA VALANCE

[See page 18]

A simple valance with corner pleats and inverted center pleats which are widely spaced.



JESSICA ANNE VALANCE

[See page 19]

This style is like the Jessica Valance with corner pleats and widely spaced inverted center pleats, but featuring contrasting fabric inserts in each pleat.



BRENDA VALANCE

[See page 20]

A simple valance with corner pleats and inverted center pleats which are closely spaced.



BRENDA ANNE VALANCE

[See page 21]

This style is like the Brenda Valance with corner pleats and closely spaced inverted center pleats, but featuring contrasting fabric inserts in each pleat.



MAVIS VALANCE

[See page 22]

This charming valance has corner pleats and a soft sweeping curve along the bottom edge. Wider valances will have more than one curve.



MAVIS ANNE VALANCE

[See page 23]

This style is like the Mavis Valance with corner pleats and a sweeping curve along the bottom edge, but featuring contrasting fabric inserts in each pleat.



RACHEL VALANCE

[See page 24]

This fancy valance is a real show stopper with contrasting fabric inverted pleats that are flipped back and held in place with buttons.



MARY VALANCE

[See page 25]

This decorative valance has corner pleats that taper up four inches to a single center pleat.



KATHERINE VALANCE

[See page 26]

A soft, flowing style that features a relaxed center swag and handkerchief tails on each end.



LAUREL VALANCE

[See page 27]

This pretty valance has a small inverted center pleat which is fanned open with the aid of fabric bands on the sides.

»VALANCES SELECTION GUIDE *(continued)*

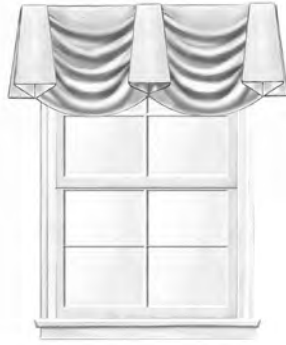
[Color photos of all these styles can be found at www.fabritecdesigns.com]



EMPIRE VALANCE

[See page 28]

A classic, traditional style featuring contrasting lined bells and deep luxurious folds that form into soft swags.



KINGSTON VALANCE

[See page 29]

Fashionable and elegant. The Kingston Valance combines the flowing movement of swags with the simple shape of open bells that can be contrast lined.



BELAIR VALANCE

[See page 30]

Neat and orderly but with a touch of softness. Features evenly spaced box pleats that flow down into generous swags of fabric.



CASUAL BALLOON VALANCE

[See page 31]

This valance features gathered fabric that forms into generous swags. The sides are finished with billowy tails.



FRENCH PLEAT VALANCE

[See page 32]

A classic French Pleat Valance. Neat and clean in styling.

A very versatile style.



EURO PLEAT VALANCE

[See page 33]

A contemporary version of the classic French Pleat Valance. This valance is tacked at the top of the pleat.



BARCELONA PLEAT VALANCE

[See page 34]

This style merges the Euro Pleat and the French Pleat. A totally new look, this pleat style keeps the folds of the pleat straight and tidy.



ROMAN PLEAT VALANCE

[See page 35]

This style is tailored at the top and blouses out to form billowy folds of fabric. This detailing gives the valance a clean sophisticated look.



CHAMPAGNE PLEAT VALANCE

[See page 36]

This valance takes its inspiration from the graceful shape of a champagne flute.



TUDOR PLEAT VALANCE

[See page 37]

This style features a reversed or inverted pleat that is clean and stylish.



DIANA VALANCE

[See page 38]

This very understated valance has three bottom folds and a center accent tie.



SCARF VALANCE

[See page 39]

This style lends itself to creative interpretation and can be used in a myriad of applications.

»VALANCES SELECTION GUIDE *(continued)*

[Color photos of all these styles can be found at www.fabritecdesigns.com]



JASMINE VALANCE

[See page 40]

This whimsical valance features petal shaped scarves that gracefully end with a simple point. Designed for use with decorative rods.



ROD POCKET VALANCE

[See page 41]

This is a flat valance that slips over a rod and is then gathered, creating a soft, unstructured look.



CAMISOLE VALANCE

[See page 42]

The thin straps of this Camisole Valance gives it a distinctive look. Designed for use with decorative rods.



TAB TOP VALANCE

[See page 43]

A timeless, popular style with fabric tabs that are designed to be used with decorative rods.



RING TOP VALANCE

[See page 44]

A simple flat valance designed for use with decorative rods and rings. It is gathered onto the rod to the desired width.



GROMMET TOP VALANCE

[See page 45]

This valance falls into soft rolling folds formed by grommets slipped over a decorative rod.



HOW TO PRICE VALANCES

STEP 1: Select the Valance Style.

See the Selection Guide on the pages 2 - 4 for style ideas and an overview of our standard offering. When you find a style you like, the Selection Guide will point you to the page devoted to that style, where you will find more information and pricing.

If you don't see what you want, call our Sales Services Department for further suggestions and help. Also, for helpful hints on what else to consider before making final style and fabric selections, see our measuring instructions on page 11.

STEP 2: Measure Windows and Determine Type of Installation.

See page 11 for measuring instructions and helpful hints.

STEP 3: Select Fabric.

Whether you purchase our fabric, or provide your own fabric, you will need to make your selection and determine the number of yards required to finish pricing. A yardage chart to help you figure the yardage for the style you select is included in the pages devoted to that style.

STEP 4: Select Options.

For easier pricing, the most popular options for customizing a style are included on the pages devoted to that style. For a complete list of options and related prices, see pages 8 - 10. For unique, one-of-a-kind options not featured in our price list, call our Sales Services Department.

STEP 5: Price your Valance.

To determine the total price of your valance, simply add the labor price from our price lists, the price of the fabric, and the price of any options.

Installation Hardware: Pre-mounted styles only will have all hardware necessary for installation conveniently packaged with each valance. All other styles require a rod and are a design consideration you and your client will need to determine.

TO ORDER

STEP 6: Complete our order form for the best service.

You can save lots of time and hassle, and avoid playing phone tag, by using our order form. It is a complete checklist of every question.

NOTE: Our Valance Order Form can be found on page 13.

STEP 7: Send us your order.

NOTE: RUSH ORDERS

Add 25%.

HOW TO USE OUR YARDAGE CHART

To determine fabric yardage for a valance

EXAMPLE: Assuming the following specifications

Fabric Width	Vertical Repeat	Valance Width	x	Valance Height
54"	27"	80"	x	14"

Start in the top left corner of the chart and read across the columns. Go to the column for the valance width that is equal to, or the next size up from the size you need.

Valance width is 80".

Select valance width: **84"**

Next, locate the height that is equal to, or is the next height up from your valance.

In our example, valance height is 14".

Select valance height: **16"**

The number at the intersection of the grey lines is the number of yards required for your valance.

In this case: **2½ yards**

If your fabric has a pattern, add the number of pattern repeats at the bottom of the column on the chart.

In this case: **Add 2 repeats**

For this example, two full repeats equals exactly: **1½ yards**

Total yardage required: 4 Yards

Soft Fold Valance																YARDAGE CHART (54" fabric)			
If fabric has a pattern repeat, add the number of repeats shown at the bottom of the column to determine the total yardage.																			
Width in inches	36"	48	60	72	84	96	108	120	132	144	156	168	180	192	204	216	228	240	
Height in inches	12"	1 yd	2	2	2	2	3	3	3	3	3	4	4	4	4	5	5	5	
	16	1¾	2½	2½	2½	2½	3¾	3¾	3¾	3¾	3¾	5	5	5	5	6	6	6	
	20	1½	3	3	3	3	4¼	4¼	4¼	4¼	4¼	5¾	5¾	5¾	5¾	7¼	7¼	7¼	
	24	1¾	3½	3½	3½	3½	5	5	5	5	5	6¾	6¾	6¾	6¾	8¼	8¼	8¼	
ADD REPEATS	Add 1	Add 2	Add 2	Add 2	Add 2	Add 3	Add 3	Add 3	Add 3	Add 3	Add 4	Add 4	Add 4	Add 4	Add 5	Add 5	Add 5	Add 5	

If your fabric has a large horizontal repeat, call our **Sales Services Department** to verify yardage.

NOTE: Supply fabric and lining rolled on a tube, not folded. Excessively wrinkled fabrics may not be usable.

OPTIONS PRICING FOR VALANCES

CUSTOM ITEMS

Trim (ready-made fringes, brushes, bullions etc.)

Trim and Banding pricing can be found in the pricing section for each style. Trim price is for application only and does not include the cost of the trim. Please call for yardage requirements.

Banding (handmade or ready-made)

Banding price is for fabrication and application of banding made from fabric, or for application of ready-made banding, and does not include the cost of the material.

Please call for yardage requirements. Yardage will depend on how the fabric for the banding is cut.


- **STRAIGHT CUT:** The banding is cut from the fabric by cutting across the width of the fabric. It will usually take less yardage than other methods. However, if the banding is longer than the width of the fabric from which it is cut, the banding will have one or more seams.
- **RAILROAD CUT:** The banding is cut down the length of the fabric. There will be no seams, but it will usually require more yardage.
- **BIAS CUT:** The banding is cut across the diagonal length of the fabric. Bias cut is used with certain fabrics, such as stripes, in order to effectively show the pattern or colors. Yardage will usually fall somewhere between a straight cut and a railroad cut.

Trim & Banding Application

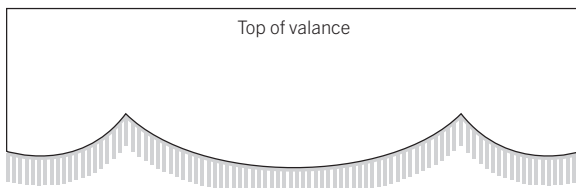
There are a number of ways that trim and banding can be applied as illustrated below.

Trim is typically put along the bottom edge of the valance. It is usually applied so it hangs below the valance hem or hangs even with the bottom of the valance.

VALANCE WITH TRIM ON BOTTOM



Trim hangs EVEN with bottom of valance

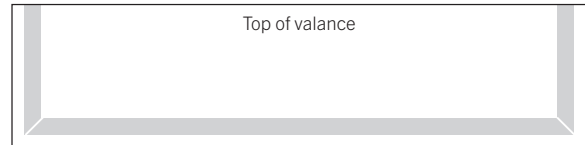


Trim hangs BELOW bottom of valance

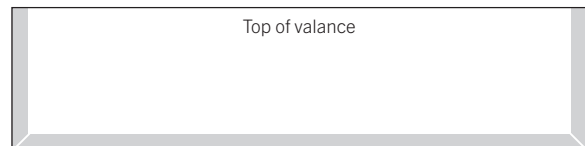
Banding is usually applied along the bottom or both the bottom and sides of the valance.

When applied to both the bottom and sides, the banding will be mitered at the corners for a clean, custom look. Banding can be flush with the edge or indented. If indented, the banding will be 2" from the edge of the valance unless otherwise specified.


VALANCE WITH BANDING



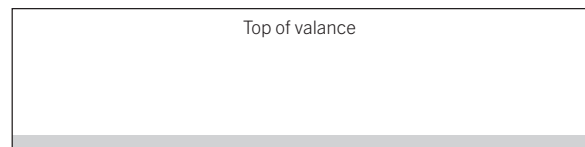
Banding on bottom and sides, INDENTED



Banding on bottom and sides, FLUSH with sides and bottom



Banding on bottom only, INDENTED



Banding on bottom only, FLUSH with bottom

Ruffles

Pricing for ruffles is for fabrication and application of ruffling and does not include the cost of the fabric. As indicated above, under Banding, there are several ways to figure yardage (straight cut, railroad cut, or bias cut). Please call for pricing and yardage requirements.

Welting

Welting price is for fabrication and application of welting, and the cost of the piping, but does not include the cost of the fabric. Please call for yardage requirements.

$\frac{3}{8}$ " welting made and applied - **\$24.00 per linear foot.**

1" welting made and applied - **\$28.00 per linear foot.**

OPTIONS PRICING FOR VALANCES

CUSTOM ITEMS *(continued)*

Contrasting Fabric Inserts

Insert pricing is for the fabrication of contrasting fabric inserted into the pleats of certain valance styles that lend themselves to this custom item.

Illustrations and all pricing information, including pleat count, and yardage requirements for this option will be found on the pricing page for each style for which this option is available.

\$28.00 per insert.

Special Pattern Placement

Some patterned fabrics, when used in certain styles, look better with the pattern centered or otherwise specially placed. We do this as a matter of course and without charge. If you have a special requirement, please mark your fabric and specify your requirement on your order.

No Charge.

Wallpaper Alignment

More often than not, wallpaper and fabric cannot be perfectly matched. The best that can usually be expected when trying to match valances to wallpaper is “alignment” from the center of the valance out. We will do this upon request at no charge.

No Charge.

Hand Sewn Rings

Pricing is for hand sewing the rings to the valance, and does not include the cost of the rings.

Please refer to the style specific page for the number of rings.

\$14.00 per ring.

Oversized Valances

Please call our Sales Services Department for pricing on valances wider than the maximum width chart.

FABRICS

Linings

Our Standard lining is a 50% polyester, 50% cotton, premium quality, high thread count, warp sateen material that is wrinkle resistant, water repellant, and very durable.

Our Blackout lining is a 100% cotton, soft, supple material with a velvet-like feel. Because of these qualities, pin holes that admit small amounts of light—an inherent problem with blackout materials—will be smaller and less noticeable.

Our Interlining is a 100% cotton, double-napped 5 oz material. Interlining gives shades a beautiful, luxurious look when used with lightweight fabrics such as silk.

Bed Sheets

Bed sheets pose many problems. They are lightweight and flimsy compared to window covering fabrics. Seams cannot be matched. They are inconsistent in color and pattern placement, and are limited in size. In addition, packaging fold lines often cannot be ironed out.

We will make every effort to produce a quality product. Please take these factors into consideration.

\$104.00 per sheet.

Fire Retardant

Not available from us. Fabric must be treated prior to our receipt.

Laminations

Not available from us. Fabric must be laminated prior to our receipt.

OPTIONS PRICING FOR VALANCES

SPECIAL SITUATIONS

The special situations illustrated below are common and, contrary to appearances, are not very difficult to deal with.

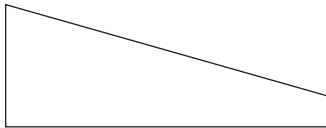
Bay windows, Bow windows, Curved or Arch Top windows require templates to order. For instruction on how to make a template, or any other help you may need, call our Sales Services Department.

Slanted Top Windows: Price a slanted-top valance or arch top valance as you would a regular valance using the highest side for the height measurement.

Add **\$19.00 per foot** of valance width.

Minimum charge \$114.00.

SLANTED TOP WINDOW - FACE VIEW VALANCE

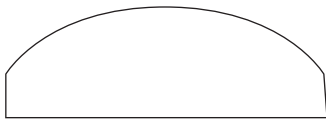


Curved or Arch Top Windows: These kinds of windows require a template to order. For instructions on how to make this kind of template, call our Sales Services Department.

Add **\$80.00 per foot** of valance width.

Minimum charge \$240.00.

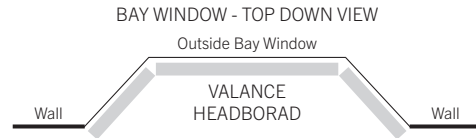
CURVED OR ARCH TOP WINDOW - FACE VIEW VALANCE



Bay Windows: Bay windows require a template to order. For instructions on how to make this kind of template, call our Sales Services Department.

No charge unless you wish to miter the headrails at the joints.

For mitering, see below for pricing.

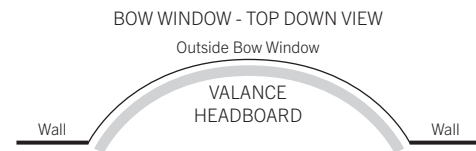


Mitering: Templates are required for any miter that does not form a 90° (degree) angle. For instructions on how to make this kind of template, call our Sales Services Department.

\$50.00 per miter.

Bow Windows: Bow windows require a template to order. Call our Sales Services Department for instructions on how to make this kind of template.

Add **\$94.00 per foot** of valance width.



Non-Standard Headrail Size: Any headrail size other than ¾", 1½", 2½", 3½", 4½" or 5½" is considered a non-standard headrail and must be cut to the desired dimension.

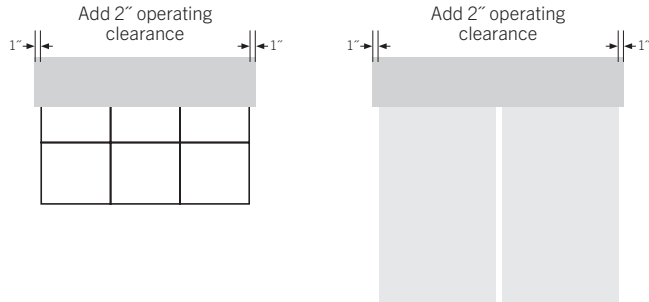
Add **\$15.00 per foot** of valance width.

HOW TO MEASURE FOR VALANCES

STEP 1: Measure the width.

Valance face width is usually determined by the inside width required to accommodate whatever the valance is to be mounted over, plus whatever is required for operating or bracket clearance.

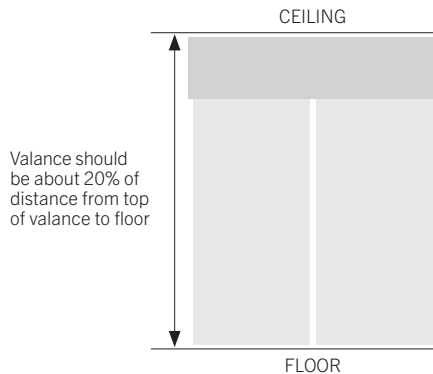
When determining the valance face width, measure the window or undertreatment the valance will be mounted over, and add at least 2" for clearance. Add any additional overlap appropriate for the scale of the opening or other architectural detail.



STEP 2: Measure the height.

Valance height is mostly determined by the scale of the window or undertreatment the valance is intended to cover. Generally, about 20% of the height of the undertreatment, or the distance from the top of the valance to the floor, is about right. Much more than this and the valance will appear top-heavy, much less and it will appear to be too small in relation to the overall height of the window treatment.

Be sure there is enough height so that the valance can be mounted at least 3" above any molding or window to allow for mounting brackets.



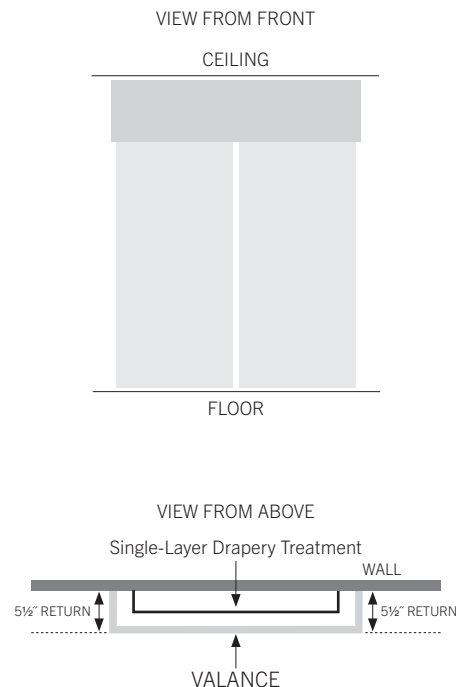
STEP 3: Determine the valance return size (depth).

Valance treatments are often used over single-layer and two-layer drapery treatments, vertical blinds, Roman shades, and other types of window coverings. The depth, or return, of the mounting board is determined by the type of window treatment and the number of layers of window treatment you are trying to clear.

The chart below gives the minimum return requirements for most situations in which you will be using a valance.

UNDERTREATMENT	RETURN
Window with no undertreatment OR Window with inside mount undertreatment	1½" return
1" mini-blind	2½"
2" mini-blind	3½"
2½" mini-blind	3½"
3½" vertical blind	5½"
Cellular shade	2½"
Cellular shade, double cell	3½"
Roll shade	3½"
Roman or Balloon shade on 1½" headrail	3½"
Roman or Balloon shade on 2½" headrail	5½"
Roman or Balloon shade on 3½" headrail	5½"
Single-layer drapery	5½"
Two-layer drapery	7¼"

EXAMPLE: Single-Layer Drapery Treatment with Valance



HOW TO USE OUR ORDER FORM

Using our order forms virtually eliminates delay and error, the two main problems you will encounter when ordering soft window coverings... a huge benefit that will save you both time and money.

Orders submitted without the benefit of our order form almost always experience unnecessary delays caused by playing phone tag until we are able to get all of the information needed to properly process the order. This hassle and waste of time disappears almost entirely when our forms are used. More important, organized, written communication dramatically reduces the potential for error.

Mistakes, regardless of who makes them, are always very costly. Because we want you to have the very best service we are capable of delivering, we have included specially designed order forms for each of our products.

You can photocopy them for a continual supply or download and fill out the forms from our web site, www.fabritecdesigns.com.

You can call anytime and we will gladly walk you through our order form. To help with the process, we have produced a few helpful hints below and why we ask for certain details in order to serve you better.

Most of the order form features check boxes or cells to help streamline and simplify the task.

ORDER FORM HELPFUL HINTS

Valance Style: Please provide style name.

Quantity: Write in the number of identical valances for this line in this box.

Install: Typically, valances are installed on the outside of the window opening. However, occasionally, they must be mounted inside an opening; in either case, please indicate the application.

Mount: Will the valance be installed on the wall, on the ceiling, or top of the window casing? This information will tell us which hardware to send with your order. If you feel you have an unusual installation, please call and discuss it with your Account Manager.

Factory Deduct for Inside Mount: By checking the YES box, we will take a $\frac{3}{8}$ " deduction in the board width of the valance only. By checking the NO box, your valance will be made to the size indicated in the Valance Face Width box.

Valance Face Width: Fill in the actual face width of the valance. For help in determining this dimension, refer to page 11.

Size of Returns (if any): This is the actual outside return width of the valance (not the inside clearance). For help in determining this dimension, refer to page 11.

Valance Height/Long Point: Fill in the desired valance height or long point, if the style has one. Please note, this is an all inclusive figure. Remember to allow for Rod Take, Tabs or Ruffles when determining the finished height or long point.

Valance Height/Short Point: A few valances do have a short point. For those styles, please indicate this measurement, or if you have a need for a specific short point, please indicate it in this box.

Attach to Shade: Please indicate if you want your valance to be attached to your Roman shade (on separate order form).

Lining Color: Most of our valance styles are *self-lined* with the exception of the Soft Fold, the Empire, the Kingston, the Belair, the Casual Balloon, and the Diana Valance. For these styles, please select either White or Ivory Lining.

ORDER FORM HELPFUL HINTS (continued)

Rod Pocket Size: If ordering a Rod Pocket Valance, fill in the rod diameter.

Optional Top Ruffle Size: If ordering a Rod Pocket Valance, indicate the desired ruffle size or N/A if you do not want the ruffle.

Scarf Long Point: For help in determining this dimension, refer to page 39.

OTHER VALANCE DETAILS

On the lower right of the order form.

Accent Fabric Details: Many valance styles have contrasting pleats, bands, bells or buttons. Indicate the accent fabric for the style as it relates to the line number of the product order. For example, if the valance on line 3 has an accent band, then place a number 3 in the line box, and write in the details of the accent fabric on this row.

Grommet Colors: Please indicate which color of grommet you would like, as it relates to the line number of the product order.

CUSTOM OPTIONS

On the lower right corner of the order form, you will see check boxes for SPECIAL INSTRUCTIONS and TRIM/BANDING. When marked, this will alert us to the other important custom items that are required for the order. The specifics of these options are covered in greater detail on the back side of the order form.



Fabritec, LLC.
7531 Coldwater Canyon Avenue | North Hollywood | CA | 91605
tel 800.828.2500 (toll-free) or 818.503.8300 | fax 818.503.8360

C.O.M. Valance Order Form

Account #

Account Name

Ship To

Attention

Address

Address

City/State/ZIP

City/State/ZIP

Phone

Sidemark

Ordered By

Phone

Date Ordered

Ship Via

Date Needed

☐ Will Call ☐ Standard ☐ 2-Day ☐ Overnight

A fully completed order form is required before manufacturing can begin. All orders confirmed in writing.

Line No.	Room ID	Valance Style	Qty	Install			Factory Deduct for Inside Mount	Valance Face Width	Size of Returns (if any)		Valance Height		Attach to Shade		Lining Color		Inter-Lining		FOR ROD POCKET VALANCE		FOR SCARF VALANCE
				In	Out	Wall Cell			Left	Right	Long Point	Short Point (if applicable)	Yes	No	White	Ivory	Yes	No	Rod Diameter	Optional Top Ruffle Size	Scarf Long Point
1.																					
2.																					
3.																					
4.																					
5.																					
6.																					

Line No.	FABRIC INFORMATION						Horiz. Repeat
	Company	Pattern	Color	Fabric Width	Vert. Repeat		

Line No.	ACCENT FABRIC DETAILS (Pleat Inserts, Contrasting Bands/Belis, Button Fabric)			
	Company	Pattern	Color	

Line No.

GROMMET SELECTION

☐ Black

☐ Brass

☐ Shiny Nickel

☐ English Pewter

☐ Oiled Bronze

☐ Burnished Copper

☐ Frosted Nickel

☐ Antique Brass

☐ I have given SPECIAL INSTRUCTIONS on the back of this order form.
☐ I have ordered TRIM / BANDING on the back of this order form.

CUSTOM ITEMS


Trim and Banding: To order, complete the form on the right as indicated. There are a number of ways that trim and banding can be applied as illustrated in the diagrams.

You must specify where indicated on this order form exactly how far in from the side, or up from the bottom, banding should be placed, whether trim should be flush or hang below the bottom of the valance.


Banding is 2" wide.

For other creative, unique applications, please provide detailed instructions and a diagram in the SPECIAL INSTRUCTIONS box below.


TRIM



Line No:
Style:
Color:




Line No:
Style:
Color:




Line No:
Style:
Color:


BANDING




Line No:
Color:
Indent Banding: inch(es)



Line No:
Color:



Line No:
Color:
Indent Banding: inch(es)



Line No:
Color:

SPECIAL INSTRUCTIONS



Draperies and Brenda Valance with Banding

SOFT FOLD VALANCE

[Color photos of this style can be found at www.fabritecdesigns.com]



PRICING INFORMATION

- Pricing includes our standard lining.
- Almost any size valance can be priced from the chart below. For a valance size that falls outside the chart, please call our Sales Services Department.

OPTIONS PRICING

For **additional options** or for **more detailed information** on these options, **see pages 8 - 10.**

	Trim	Banding
Vertical Application (Price per foot of finished height)	N/A	\$37
Horizontal Application (Price per foot of finished width)	\$21	\$25
<ul style="list-style-type: none"> • Banding price is for fabrication and application of banding made from your fabric, or for application of ready-made banding supplied by you. • Trim price is for trim application, and does not include trim. 		
Welting (made & applied) - 3/8"	\$26 per linear ft	
Welting (made & applied) - 1"	\$30 per linear ft	
Mitering	\$50 per miter	
Non-Standard Mounting Board Size	Add \$15 per ft of valance width for any mounting board over 5 1/2", or for any custom cut mounting board.	
Interlining	\$11 per ft of valance width	

DESIGN APPLICATIONS:

- The soft fold valance is our most popular valance by far.
- Soft, cascading folds, that wrap around the ends to become returns, create a tailored look that is both interesting and handsome.
- The soft fold valance can be used to soften hard window covering treatments, such as mini-blinds, verticals and pleated shades. Or, it can be used with fabric treatments like side panels or tiebacks. Altogether, it is one of our most versatile top treatments.

FABRICS:

- Works well in all types of fabrics except sheers.
- Avoid using fabrics that are printed or woven with a large design; the cascading folds will interrupt the pattern.

INSTALL:

- All necessary hardware for installation is included.

STANDARDS:

- Pre-mounted on a 3/4" - 1 1/2" - 2 1/2" - 3 1/2" - 4 1/2" or 5 1/2" board, which must be specified when ordered.
- Mounting board fully covered with lining.
- Top of mounting board covered with face fabric.
- Lined with our standard lining.
- Standard 4" pleats (will be adjusted if valance height is not a multiple of 4").
- Valances under 10" in height will have two folds unless otherwise specified.

LIMITATIONS:

- Avoid using fabrics that are printed or woven with a large design, the cascading folds will interrupt the pattern.

Soft Fold Valance

C.O.M. labor prices for this valance style **includes our standard lining.** Pre-mounted in factory and ready to install.

C.O.M. RETAIL PRICE

Width in inches	36"	48	60	72	84	96	108	120	132	144	156	168	180	192	204	216	228	240
Labor Price	350	390	404	474	542	616	710	780	852	922	1016	1088	1152	1218	1284	1362	1428	1490

Soft Fold Valance

If fabric has a pattern repeat, add the number of repeats shown at the bottom of the column to determine the total yardage.

YARDAGE CHART

(54" fabric)

Width in inches	36"	48	60	72	84	96	108	120	132	144	156	168	180	192	204	216	228	240
Height in inches	12"	1 yd	2	2	2	3	3	3	3	3	4	4	4	4	5	5	5	5
	16	1 1/4	2 1/2	2 1/2	2 1/2	3 3/4	3 3/4	3 3/4	3 3/4	3 3/4	5	5	5	5	6	6	6	6
	20	1 1/2	3	3	3	4 1/4	4 1/4	4 1/4	4 1/4	4 1/4	5 3/4	5 3/4	5 3/4	5 3/4	7 1/4	7 1/4	7 1/4	7 1/4
	24	1 3/4	3 1/2	3 1/2	3 1/2	5	5	5	5	5	6 3/4	6 3/4	6 3/4	6 3/4	8 1/4	8 1/4	8 1/4	8 1/4
ADD REPEATS	Add 1	Add 2	Add 2	Add 2	Add 2	Add 3	Add 3	Add 3	Add 3	Add 3	Add 4	Add 4	Add 4	Add 4	Add 5	Add 5	Add 5	Add 5

SANDRA VALANCE

[Color photos of this style can be found at www.fabritecdesigns.com]



PRICING INFORMATION

- Almost any size valance can be priced from the chart below. For a valance size that falls outside the chart, please call our Sales Services Department.

OPTIONS PRICING

For **additional options** or for **more detailed information** on these options, **see pages 8 - 10.**

	Trim	Banding
Vertical Application (Price per foot of finished height)	\$21	\$25
Horizontal Application (Price per foot of finished width)	\$21	\$25
<ul style="list-style-type: none"> • Banding price is for fabrication and application of banding made from your fabric, or for application of ready-made banding supplied by you. • Trim price is for trim application, and does not include trim. 		
Welting (made & applied) - ¾"	\$26 per linear ft	
Welting (made & applied) - 1"	\$30 per linear ft	
Corner Pleat Inserts	\$28 per ft of valance height	
Mitering	\$50 per miter	
Non-Standard Mounting-Board Size	Add \$15 per ft of valance width for any mounting board over 5½", or for any custom cut mounting board.	
Interlining	\$11 per ft of valance width	

DESIGN APPLICATIONS:

- A simple valance with corner pleats, often used in conjunction with roman shades.
- A very clean style that works well in tailored designs as well as casual settings.
- The half-box pleats on the corners of this style allow the returns to hang straight and not "kick out". If a "kick out" is desired, ask for a full-box pleat.
- Corner pleat inserts of contrasting fabric can add an interesting design touch.

FABRICS:

- Works well in all types of fabrics except sheers.
- Contrasting fabric at corners, if any, should be compatible in weight and texture with valance face fabric.

INSTALL:

- All necessary hardware for installation is included.

STANDARDS:

- Pre-mounted on a ¾" - 1½" - 2½" - 3½" - 4½" or 5½" board, which must be specified when ordered.
- Mounting board fully covered with lining.
- Top of mounting board covered with face fabric.
- Self-lined unless otherwise specified. If face fabric has a distinctive pattern or design, the valance will be lined with our standard lining.
- Half-box pleats at corners.

LIMITATIONS:

- Stiff rigid trims or welting applied to the bottom edge of this style will make the valance pleats flare.

Sandra Valance

C.O.M. labor prices for **self-lined** valance. Pre-mounted in factory and ready to install.

C.O.M. RETAIL PRICE

Width in inches	36"	48	60	72	84	96	108	120	132	144	156	168	180	192	204	216	228	240
Labor Price	152	206	248	288	330	384	426	468	512	554	610	648	686	720	766	800	838	872

Sandra Valance

If fabric has a pattern repeat, add the number of repeats shown at the bottom of the column to determine the total yardage.

YARDAGE CHART

(54" fabric)

Width in inches	36"	48	60	72	84	96	108	120	132	144	156	168	180	192	204	216	228	240
Height in inches																		
12"	2 yds	2	2	2	2	3	3	3	3	4	4	4	4	4	5	5	5	5
18	2¾	2¾	2¾	2¾	2¾	4	4	4	4	5¼	5¼	5¼	5¼	5¼	6¾	6¾	6¾	6¾
24	3½	3½	3½	3½	3½	5	5	5	5	6¾	6¾	6¾	6¾	6¾	8¼	8¼	8¼	8¼
ADD REPEATS	Add 2	Add 2	Add 2	Add 2	Add 2	Add 3	Add 3	Add 3	Add 3	Add 4	Add 4	Add 4	Add 4	Add 4	Add 5	Add 5	Add 5	Add 5
Pleat Insert Yardage	1¼	1¼	1¼	1¼	1¼	1¼	1¼	1¼	1¼	1¼	1¼	1¼	1¼	1¼	1¼	1¼	1¼	1¼

JESSICA VALANCE

[Color photos of this style can be found at www.fabritecdesigns.com]



PRICING INFORMATION

- Almost any size valance can be priced from the chart below. For a valance size that falls outside the chart, please call our Sales Services Department.

OPTIONS PRICING

For **additional options** or for **more detailed information** on these options, **see pages 8 - 10.**

	Trim	Banding
Vertical Application (Price per foot of finished height)	N/A	\$25
Horizontal Application (Price per foot of finished width)	\$21	\$25
<ul style="list-style-type: none"> • Banding price is for fabrication and application of banding made from your fabric, or for application of ready-made banding supplied by you. • Trim price is for trim application, and does not include trim. 		
Welting (made & applied) - ¾"	\$26 per linear ft	
Welting (made & applied) - 1"	\$30 per linear ft	
Mitering	\$50 per miter	
Non-Standard Mounting Board Size	Add \$15 per ft of valance width for any mounting board over 5½", or for any custom cut mounting board.	
Interlining	\$11 per ft of valance width	

DESIGN APPLICATIONS:

- A simple valance with corner pleats and inverted center pleats which are widely spaced (see chart below). For pleats that are more closely spaced, see the Brenda style on page 20.
- A timeless style that offers great versatility. Will work well in a castle or cottage.
- Can be used as a stand-alone accent over the window, or as a top treatment over a shade, blind or drapery.

FABRICS:

- Works well in all types of fabrics except sheers.

INSTALL:

- All necessary hardware for installation is included.

STANDARDS:

- Pre-mounted on a ¾" - 1½" - 2½" - 3½" - 4½" or 5½" board, which must be specified when ordered.
- Mounting board fully covered with lining.
- Top of mounting board covered with face fabric.
- Self-lined unless otherwise specified. If face fabric has a distinctive pattern or design, the valance will be lined with our standard lining.
- Half-box pleats at corners and full-box pleats at centers.

LIMITATIONS:

- Stiff rigid trims or welting applied to the bottom edge of this style will make the valance pleats flare.

Jessica Valance								PLEAT SPACING CHART	
Width in inches	up to 54"	54 to 81	81 to 108	108 to 135	135 to 162	162 to 189	189 to 216	216 to 243	
Number of center pleats	1	2	3	4	5	6	7	8	

Jessica Valance																C.O.M. RETAIL PRICE			
C.O.M. labor prices for self-lined valance. Pre-mounted in factory and ready to install.																			
Width in inches	36"	48	60	72	84	96	108	120	132	144	156	168	180	192	204	216	228	240	
Labor Price	188	242	296	364	418	472	522	592	644	700	770	820	868	928	974	1022	1070	1132	

Jessica Valance																YARDAGE CHART			
If fabric has a pattern repeat, add the number of repeats shown at the bottom of the column to determine the total yardage.																(54" fabric)			
Width in inches	36"	48	60	72	84	96	108	120	132	144	156	168	180	192	204	216	228	240	
Height in inches	12"	2 yds	2	3	3	4	4	5	5	6	6	7	7	8	8	8	8¾	8¾	
	18	2¾	2¾	4	4	5¼	5¼	5¼	6¾	8	8	9¼	9¼	10½	10½	10½	11¾	11¾	
	24	3½	3½	5	5	6¾	6¾	6¾	8¼	10	10	11½	11½	13¼	13¼	13¼	14¾	14¾	
ADD REPEATS	Add 2	Add 2	Add 3	Add 3	Add 4	Add 4	Add 4	Add 5	Add 5	Add 6	Add 6	Add 7	Add 7	Add 8	Add 8	Add 8	Add 9	Add 9	

JESSICA ANNE VALANCE

[Color photos of this style can be found at www.fabritecdesigns.com]



PRICING INFORMATION

- Almost any size valance can be priced from the chart below. For a valance size that falls outside the chart, please call our Sales Services Department.

OPTIONS PRICING

For **additional options** or for **more detailed information** on these options, **see pages 8 - 10.**

	Trim	Banding
Vertical Application (Price per foot of finished height)	N/A	\$25
Horizontal Application (Price per foot of finished width)	\$21	\$25
<ul style="list-style-type: none"> Banding price is for fabrication and application of banding made from your fabric, or for application of ready-made banding supplied by you. Trim price is for trim application, and does not include trim. 		
Welting (made & applied) - ¾"	\$26 per linear ft	
Welting (made & applied) - 1"	\$30 per linear ft	
Mitering	\$50 per miter	
Non-Standard Mounting Board Size	Add \$15 per ft of valance width for any mounting board over 5½", or for any custom cut mounting board.	
Interlining	\$11 per ft of valance width	

DESIGN APPLICATIONS:

- This style is like a Jessica Valance with corner pleats and widely spaced inverted center pleats, but featuring contrasting fabric in each pleat.
- The Jessica Anne pleats are crafted so as to reveal the contrasting fabric.
- See chart below for pleat spacing for this style. For a valance with closer pleat spacing, see the Brenda Anne Valance on page 21.
- This strong, elegant design works best in situations requiring design strength without excess.
- Can be used as a stand-alone treatment or as a top treatment over drapery, side panels, tiebacks, or other window coverings such as shades or blinds.

FABRICS:

- Works well in all types of fabrics except sheers.
- Contrasting fabric inserts should be compatible in weight and texture with valance face fabric.
- There is a slight taper to the Jessica Anne pleats; therefore, materials that have a vertical stripe or pattern are not recommended for the face fabric.

INSTALL:

- All necessary hardware for installation is included.

STANDARDS:

- Pre-mounted on a ¾" - 1½" - 2½" - 3½" - 4½" or 5½" board, which must be specified when ordered.
- Mounting board fully covered with lining.
- Top of mounting board covered with face fabric.
- Self-lined unless otherwise specified. If face fabric has a distinctive pattern or design, the valance will be lined with our standard lining.
- Half-box pleats at corners and full-box pleats at centers.

LIMITATIONS:

- Stiff rigid trims or welting applied to the bottom edge of this style will make the valance pleats flare.

Jessica Anne Valance								PLEAT SPACING CHART							
Width in inches		up to 54"	54 to 81	81 to 108	108 to 135	135 to 162	162 to 189	189 to 216	216 to 243						
Number of center pleats		1	2	3	4	5	6	7	8						

Jessica Anne Valance															C.O.M. RETAIL PRICE			
C.O.M. labor prices for self-lined valance. Pre-mounted in factory and ready to install.																		
Width in inches	36"	48	60	72	84	96	108	120	132	144	156	168	180	192	204	216	228	240
Labor Price	236	306	358	442	496	550	604	688	742	814	884	948	996	1074	1120	1168	1230	1294

Jessica Anne Valance																YARDAGE CHART			
If fabric has a pattern repeat, add the number of repeats shown at the bottom of the column to determine the total yardage.																(54" fabric)			
Width in inches		36"	48	60	72	84	96	108	120	132	144	156	168	180	192	204	216	228	240
Height in inches	12"	1 yd	2	2	2	3	3	3	3	3	4	4	4	4	5	5	5	5	6
	18	1½	2¾	2¾	2¾	4	4	4	4	4	5¼	5¼	5¼	5¼	6¾	6¾	6¾	6¾	8
	24	1¾	3½	3½	3½	5	5	5	5	5	6¾	6¾	6¾	6¾	8¼	8¼	8¼	8¼	10
ADD REPEATS		Add 1	Add 2	Add 2	Add 2	Add 3	Add 3	Add 3	Add 3	Add 3	Add 4	Add 4	Add 4	Add 4	Add 5	Add 5	Add 5	Add 5	Add 6
Pleat Insert Yardage		1	2	2	2	3	3	3	3	3	4	4	4	4	5	5	5	5	6

BRENDA VALANCE

[Color photos of this style can be found at www.fabritecdesigns.com]



PRICING INFORMATION

- Almost any size valance can be priced from the chart below. For a valance size that falls outside the chart, please call our Sales Services Department.

OPTIONS PRICING

For **additional options** or for **more detailed information** on these options, **see pages 8 - 10.**

	Trim	Banding
Vertical Application (Price per foot of finished height)	N/A	\$25
Horizontal Application (Price per foot of finished width)	\$21	\$25
<ul style="list-style-type: none"> • Banding price is for fabrication and application of banding made from your fabric, or for application of ready-made banding supplied by you. • Trim price is for trim application, and does not include trim. 		
Welting (made & applied) - ¾"	\$26 per linear ft	
Welting (made & applied) - 1"	\$30 per linear ft	
Mitering	\$50 per miter	
Non-Standard Mounting Board Size	Add \$15 per ft of valance width for any mounting board over 5½", or for any custom cut mounting board.	
Interlining	\$11 per ft of valance width	

DESIGN APPLICATIONS:

- A simple valance with corner pleats and inverted center pleats which are closely spaced (see chart below). For pleats that are more widely spaced, see the Jessica style on page 18.
- A versatile style that works well in all design settings from contemporary to traditional. Its simple classic styling works in any room.

FABRICS:

- Works well in all types of fabrics except sheers.

INSTALL:

- All necessary hardware for installation is included.

STANDARDS:

- Pre-mounted on a ¾" - 1½" - 2½" - 3½" - 4½" or 5½" board, which must be specified when ordered.
- Mounting board fully covered with lining.
- Top of mounting board covered with face fabric.
- Self-lined unless otherwise specified. If face fabric has a distinctive pattern or design, the valance will be lined with our standard lining.
- Half-box pleats at corners and full-box pleats at centers.

LIMITATIONS:

- Stiff rigid trims or welting applied to the bottom edge of this style will make the valance pleats flare.

Brenda Valance

PLEAT SPACING CHART

Width in inches	up to 32"	32 to 48	48 to 60	60 to 72	72 to 84	84 to 96	96 to 108	108 to 120	120 to 132	132 to 144	144 to 156	156 to 168	168 to 180	180 to 192	192 to 204	204 to 216	216 to 228	228 to 240
Number of center pleats	2	3	4	5	6	7	8	9	10	11	12	13	14	15	16	17	18	19

Brenda Valance

C.O.M. RETAIL PRICE

C.O.M. labor prices for **self-lined** valance. Pre-mounted in factory and ready to install.

Width in inches	36"	48	60	72	84	96	108	120	132	144	156	168	180	192	204	216	228	240
Labor Price	194	248	316	370	426	494	548	604	672	730	800	850	898	960	1008	1056	1118	1168

Brenda Valance

YARDAGE CHART

If fabric has a pattern repeat, add the number of repeats shown at the bottom of the column to determine the total yardage.

(54" fabric)

Width in inches	36"	48	60	72	84	96	108	120	132	144	156	168	180	192	204	216	228	240
Height in inches	12"	2 yds	2	3	3	4	4	5	5	6	6	7	7	8	8	8⅔	8¾	9¾
	18	2¾	2¾	4	4	5¼	5¼	6¾	6¾	8	8	9¼	9¼	10½	10½	11¾	11¾	13¼
	24	3½	3½	5	5	6¾	6¾	8¾	8¾	10	10	11½	11½	13¼	13¼	14¾	14¾	16½
ADD REPEATS	Add 2	Add 2	Add 3	Add 3	Add 4	Add 4	Add 5	Add 5	Add 6	Add 6	Add 7	Add 7	Add 8	Add 8	Add 9	Add 9	Add 10	Add 10

BRENDA ANNE VALANCE

[Color photos of this style can be found at www.fabritecdesigns.com]



PRICING INFORMATION

- Almost any size valance can be priced from the chart below. For a valance size that falls outside the chart, please call our Sales Services Department.

OPTIONS PRICING

For **additional options** or for **more detailed information** on these options, **see pages 8 - 10.**

	Trim	Banding
Vertical Application (Price per foot of finished height)	N/A	\$25
Horizontal Application (Price per foot of finished width)	\$21	\$25
<ul style="list-style-type: none"> Banding price is for fabrication and application of banding made from your fabric, or for application of ready-made banding supplied by you. Trim price is for trim application, and does not include trim. 		
Welting (made & applied) - ¾"	\$26 per linear ft	
Welting (made & applied) - 1"	\$30 per linear ft	
Mitering	\$50 per miter	
Non-Standard Mounting Board Size	Add \$15 per ft of valance width for any mounting board over 5½", or for any custom cut mounting board.	
Interlining	\$11 per ft of valance width	

DESIGN APPLICATIONS:

- This style is like a Brenda Valance with corner pleats and closely spaced inverted center pleats, but featuring contrasting fabric in each pleat.
- The Brenda Anne pleats are crafted so as to reveal the contrasting fabric.
- See chart below for pleat spacing for this style. For a valance with wider pleat spacing, see the Jessica Anne Valance on page 19.
- This strong, elegant design works best in situations requiring design strength without excess.
- Can be used as a stand-alone treatment or as a top treatment over drapery, side panels, tiebacks, or other window coverings such as shades or blinds.

FABRICS:

- Works well in all types of fabrics except sheers.
- Contrasting fabric inserts should be compatible in weight and texture with valance face fabric.
- There is a slight taper to the Brenda Anne pleats; therefore, materials that have a vertical stripe or pattern are not recommended for the face fabric.

INSTALL:

- All necessary hardware for installation is included.

STANDARDS:

- Pre-mounted on a ¾" - 1½" - 2½" - 3½" - 4½" or 5½" board, which must be specified when ordered.
- Mounting board fully covered with lining.
- Top of mounting board covered with face fabric.
- Self-lined unless otherwise specified. If face fabric has a distinctive pattern or design, the valance will be lined with our standard lining.
- Half-box pleats at corners and full-box pleats at centers.

LIMITATIONS:

- Stiff rigid trims or welting applied to the bottom edge of this style will make the valance pleats flare.

Brenda Anne Valance

PLEAT SPACING CHART

Width in inches	up to 32"	32 to 48	48 to 60	60 to 72	72 to 84	84 to 96	96 to 108	108 to 120	120 to 132	132 to 144	144 to 156	156 to 168	168 to 180	180 to 192	192 to 204	204 to 216	216 to 228	228 to 240
Number of center pleats	2	3	4	5	6	7	8	9	10	11	12	13	14	15	16	17	18	19

Brenda Anne Valance

C.O.M. RETAIL PRICE

C.O.M. labor prices for **self-lined** valance. Pre-mounted in factory and ready to install.

Width in inches	36"	48	60	72	84	96	108	120	132	144	156	168	180	192	204	216	228	240
Labor Price	254	326	408	476	546	630	698	770	854	926	1012	1078	1138	1216	1280	1342	1422	1486

Brenda Anne Valance

YARDAGE CHART

If fabric has a pattern repeat, add the number of repeats shown at the bottom of the column to determine the total yardage.

(54" fabric)

Width in inches	36"	48	60	72	84	96	108	120	132	144	156	168	180	192	204	216	228	240
Height in inches	12"	1 yd	2	2	2	2	3	3	3	4	4	4	4	5	5	5	5	6
	18	1½	2¾	2¾	2¾	2¾	4	4	4	5¼	5¼	5¼	5¼	6¾	6¾	6¾	6¾	8
	24	1¾	3½	3½	3½	3½	5	5	5	6¾	6¾	6¾	6¾	8¼	8¼	8¼	8¼	10
ADD REPEATS	Add 1	Add 2	Add 2	Add 2	Add 2	Add 3	Add 3	Add 3	Add 3	Add 4	Add 4	Add 4	Add 4	Add 5	Add 5	Add 5	Add 5	Add 6
Pleat Insert Yardage	1¾	1¾	1¾	3½	3½	3½	3½	3½	5	5	5	5	5	6¾	6¾	6¾	6¾	6¾

MAVIS VALANCE

[Color photos of this style can be found at www.fabritecdesigns.com]



Mavis Valance with two curves and a center pleat in a wider window setting

PRICING INFORMATION

- Almost any size valance can be priced from the chart below. For a valance size that falls outside the chart, please call our Sales Services Department.

OPTIONS PRICING

For **additional options** or for **more detailed information** on these options, **see pages 8 - 10.**

	Trim	Banding
Vertical Application (Price per foot of finished height)	N/A	N/A
Horizontal Application (Price per foot of finished width)	\$21	N/A
<ul style="list-style-type: none"> Banding price is for fabrication and application of banding made from your fabric, or for application of ready-made banding supplied by you. Trim price is for trim application, and does not include trim. 		
Welting (made & applied) - 3/4"	\$26 per linear ft	
Welting (made & applied) - 1"	\$30 per linear ft	
Mitering	\$50 per miter	
Non-Standard Mounting Board Size	Add \$15 per ft of valance width for any mounting board over 5 1/2", or for any custom cut mounting board.	
Interlining	\$11 per ft of valance width	

DESIGN APPLICATIONS:

- This charming valance has corner pleats and a soft sweeping curve along the bottom edge. Wider valances will have more than one curve with inverted pleats between the curves (see chart below).
- An ideal style for those situations where one wants to retain a look of simplicity without the straight lines. Because of its simple styling, it can be used in any room in the home.

FABRICS:

- Works well in all types of fabrics except sheers.

INSTALL:

- All necessary hardware for installation is included.

STANDARDS:

- Pre-mounted on a 3/4" - 1 1/2" - 2 1/2" - 3 1/2" - 4 1/2" or 5 1/2" board, which must be specified when ordered.
- Mounting board fully covered with lining.
- Top of mounting board covered with face fabric.
- Self-lined unless otherwise specified. If face fabric has a distinctive pattern or design, the valance will be lined with our standard lining.

LIMITATIONS:

- Stiff rigid trims or welting applied to the bottom edge of this style will make the valance flare.

Mavis Valance						PLEAT SPACING CHART					
Width in inches		up to 50"		50 to 100		100 to 150		150 to 200		200 to 250	
Number of center pleats		0		1		2		3		4	

Mavis Valance																C.O.M. RETAIL PRICE			
C.O.M. labor prices for self-lined valance. Pre-mounted in factory and ready to install.																			
Width in inches	36"	48	60	72	84	96	108	120	132	144	156	168	180	192	204	216	228	240	
Labor Price	218	284	346	408	488	550	614	678	756	820	884	946	1016	1074	1130	1186	1258	1314	

Mavis Valance															YARDAGE CHART				
If fabric has a pattern repeat, add the number of repeats shown at the bottom of the column to determine the total yardage.																			
Width in inches		36"	48	60	72	84	96	108	120	132	144	156	168	180	192	204	216	228	240
Height in inches	12"	2 yds	2	2	3	3	3	3	3	4	4	4	5	5	5	6	6	6	6
	18	2¾	2¾	2¾	4	4	4	4	4	5¼	5¼	5¼	6¾	6¾	6¾	8	8	8	8
	24	3½	3½	3½	5	5	5	5	5	6¾	6¾	6¾	8¼	8¼	8¼	10	10	10	10
ADD REPEATS		Add 2	Add 2	Add 2	Add 3	Add 3	Add 3	Add 3	Add 3	Add 4	Add 4	Add 4	Add 5	Add 5	Add 5	Add 6	Add 6	Add 6	Add 6

MAVIS ANNE VALANCE

[Color photos of this style can be found at www.fabritecdesigns.com]



Mavis Anne Valance with two curves and a center pleat in a wider window setting

PRICING INFORMATION

- Almost any size valance can be priced from the chart below. For a valance size that falls outside the chart, please call our Sales Services Department.

OPTIONS PRICING

For **additional options** or for **more detailed information** on these options, **see pages 8 - 10.**

	Trim	Banding
Vertical Application (Price per foot of finished height)	N/A	N/A
Horizontal Application (Price per foot of finished width)	\$21	N/A
<ul style="list-style-type: none"> Banding price is for fabrication and application of banding made from your fabric, or for application of ready-made banding supplied by you. Trim price is for trim application, and does not include trim. 		
Welting (made & applied) - ¾"	\$26 per linear ft	
Welting (made & applied) - 1"	\$30 per linear ft	
Mitering	\$50 per miter	
Non-Standard Mounting Board Size	Add \$15 per ft of valance width for any mounting board over 5½", or for any custom cut mounting board.	
Interlining	\$11 per ft of valance width	

DESIGN APPLICATIONS:

- This style is like the Mavis Valance with corner pleats and a sweeping curve along the bottom edge, but featuring contrasting fabric in each pleat.
- The Mavis Anne pleats are crafted so as to reveal the contrasting fabric.
- Wider valances will have more than one curve.
- See chart below for pleat spacing for this style.
- It is well suited for any room in the home and will complement any design sensibility from minimalist modern to over the top traditional.

FABRICS:

- Works well in all types of fabrics except sheers.
- Contrasting fabric inserts should be compatible in weight and texture with valance face fabric.
- There is a slight taper to the Mavis Anne pleats; therefore, materials that have a vertical stripe or pattern are not recommended for the face fabric.

INSTALL:

- All necessary hardware for installation is included.

STANDARDS:

- Pre-mounted on a ¾" - 1½" - 2½" - 3½" - 4½" or 5½" board, which must be specified when ordered.
- Mounting board fully covered with lining.
- Top of mounting board covered with face fabric.
- Self-lined unless otherwise specified. If face fabric has a distinctive pattern or design, the valance will be lined with our standard lining.

LIMITATIONS:

- Stiff rigid trims or welting applied to the bottom edge of this style will make the valance flare.

Mavis Anne Valance

PLEAT SPACING CHART

Width in inches	up to 50"	50 to 100	100 to 150	150 to 200	200 to 250
Number of center pleats	0	1	2	3	4

Mavis Anne Valance

C.O.M. RETAIL PRICE

C.O.M. labor prices for **self-lined** valance. Pre-mounted in factory and ready to install.

Width in inches	36"	48	60	72	84	96	108	120	132	144	156	168	180	192	204	216	228	240
Labor Price	250	316	378	440	536	602	664	726	822	884	946	1012	1098	1156	1212	1270	1342	1398

Mavis Anne Valance

YARDAGE CHART

If fabric has a pattern repeat, add the number of repeats shown at the bottom of the column to determine the total yardage.

(54" fabric)

Width in inches	36"	48	60	72	84	96	108	120	132	144	156	168	180	192	204	216	228	240
Height in inches	12"	1 yd	2	2	2	2	3	3	3	3	4	4	4	4	5	5	5	5
	18	1½	2¾	2¾	2¾	2¾	4	4	4	4	5¼	5¼	5¼	5¼	6¾	6¾	6¾	6¾
	24	1¾	3½	3½	3½	3½	5	5	5	5	6¾	6¾	6¾	6¾	8¼	8¼	8¼	8¼
ADD REPEATS	Add 1	Add 2	Add 2	Add 2	Add 2	Add 2	Add 3	Add 3	Add 3	Add 3	Add 4	Add 4	Add 4	Add 4	Add 5	Add 5	Add 5	Add 5
Pleat Insert Yardage	1¾	1¾	1¾	1¾	1¾	1¾	1¾	1¾	1¾	1¾	1¾	1¾	1¾	1¾	1¾	1¾	1¾	1¾

RACHEL VALANCE

[Color photos of this style can be found at www.fabritecdesigns.com]



PRICING INFORMATION

- Almost any size valance can be priced from the chart below. For a valance size that falls outside the chart, please call our Sales Services Department.

OPTIONS PRICING

For **additional options** or for **more detailed information** on these options, **see pages 8 - 10.**

	Trim	Banding
Vertical Application (Price per foot of finished height)	N/A	N/A
Horizontal Application (Price per foot of finished width)	N/A	N/A
<ul style="list-style-type: none"> • Banding price is for fabrication and application of banding made from your fabric, or for application of ready-made banding supplied by you. • Trim price is for trim application, and does not include trim. 		
Welting (made & applied) - ¾"	\$26 per linear ft	
Welting (made & applied) - 1"	\$30 per linear ft	
Mitering	\$50 per miter	
Non-Standard Mounting Board Size	Add \$15 per ft of valance width for any mounting board over 5½", or for any custom cut mounting board.	
Interlining	\$11 per ft of valance width	

DESIGN APPLICATIONS:

- This fancy valance is a real show stopper with contrasting fabric inverted pleats that are flipped back and held in place with buttons.
- This valance invites creativity with the mixing and matching of patterns and colors. Ideal for rooms that need a strong statement at the window. Often used in family rooms, breakfast rooms and kids rooms, but can fit well in any design setting.

FABRICS:

- Works well in all types of fabrics except sheers.
- The two different fabrics should be compatible in weight and texture.

INSTALL:

- All necessary hardware for installation is included.

STANDARDS:

- Pre-mounted on a ¾" - 1½" - 2½" - 3½" - 4½" or 5½" board, which must be specified when ordered.
- Mounting board fully covered with lining.
- Top of mounting board covered with face fabric.
- Self-lined unless otherwise specified. If face fabric has a distinctive pattern or design, the valance will be lined with our standard lining.
- Includes 1½" fabric covered buttons.

LIMITATIONS:

- This style should be at least 16" long in order to achieve the look featured in the drawing.

Rachel Valance										PLEAT SPACING CHART				
Width in inches	up to 48"	48 to 64	64 to 80	80 to 96	96 to 112	112 to 128	128 to 144	144 to 160	160 to 176	176 to 192	192 to 208	208 to 224	244 to 240	
Number of center pleats	2	3	4	5	6	7	8	9	10	11	12	13	14	

Rachel Valance															C.O.M. RETAIL PRICE			
C.O.M. labor prices for self-lined valance. Pre-mounted in factory and ready to install.																		
Width in inches	36"	48	60	72	84	96	108	120	132	144	156	168	180	192	204	216	228	240
Labor Price	326	432	486	606	660	714	766	888	938	1046	1118	1216	1264	1378	1424	1472	1572	1634

Rachel Valance															YARDAGE CHART				
If fabric has a pattern repeat, add the number of repeats shown at the bottom of the column to determine the total yardage.																			
Width in inches		36"	48	60	72	84	96	108	120	132	144	156	168	180	192	204	216	228	240
Height in inches	16"	1¼ YDS	2½	2½	2½	2½	3¼	3¾	3¾	3¾	5	5	5	5	6	6	6	6	7¼
	24	1¾	3½	3½	3½	3½	5	5	5	5	6¾	6¾	6¾	6¾	8¼	8¼	8¼	8¼	10
ADD REPEATS		Add 1	Add 2	Add 2	Add 2	Add 2	Add 3	Add 3	Add 3	Add 3	Add 4	Add 4	Add 4	Add 4	Add 5	Add 5	Add 5	Add 5	Add 6
Pleat Insert Yardage		1¾	1¾	3½	3½	3½	3½	3½	5	5	5	5	5	6¾	6¾	6¾	6¾	6¾	6¾

MARY VALANCE

[Color photos of this style can be found at www.fabritecdesigns.com]



PRICING INFORMATION

- Almost any size valance can be priced from the chart below. For a valance size that falls outside the chart, please call our Sales Services Department.

OPTIONS PRICING

For **additional options** or for **more detailed information** on these options, **see pages 8 - 10.**

	Trim	Banding
Vertical Application (Price per foot of finished height)	N/A	N/A
Horizontal Application (Price per foot of finished width)	\$21	\$25
<ul style="list-style-type: none"> • Banding price is for fabrication and application of banding made from your fabric, or for application of ready-made banding supplied by you. • Trim price is for trim application, and does not include trim. 		
Welting (made & applied) - ¾"	\$26 per linear ft	
Welting (made & applied) - 1"	\$30 per linear ft	
Contrasting Fabric Inserts	\$28 per insert	
Mitering	\$50 per miter	
Non-Standard Mounting-Board Size	Add \$15 per ft of valance width for any mounting board over 5½", or for any custom cut mounting board.	
Interlining	\$11 per ft of valance width	

DESIGN APPLICATIONS:

- This decorative valance has corner pleats that taper up four inches to a single center pleat.
- Not affected by time or fashion, this valance will be at home in any room, from the living room to the kid's room, and any style setting from contemporary to traditional. Looks very classy when paired with drapery panels.
- Half-box pleats can be dressed up with contrasting fabric inserts in the pleats, bandings or trims. For a more simple tailored look, keep it clean and without ornamentation.

FABRICS:

- Works well in all types of fabrics except sheers.
- Contrasting fabric inserts should be compatible in weight and texture with valance face fabric.

INSTALL:

- All necessary hardware for installation is included.

STANDARDS:

- Pre-mounted on a ¾" - 1½" - 2½" - 3½" - 4½" or 5½" board, which must be specified when ordered.
- Mounting board fully covered with lining.
- Top of mounting board covered with face fabric.
- Self-lined unless otherwise specified. If face fabric has a distinctive pattern or design, the valance will be lined with our standard lining.

LIMITATIONS:

- This style has a single center pleat and corner pleats; therefore, the maximum finished width is 96".
- Stiff rigid trims or welting applied to the bottom edge of this style will make the valance flare.

Mary Valance

C.O.M. labor prices for **self-lined** valance. Pre-mounted in factory and ready to install.

C.O.M. RETAIL PRICE

Width in inches	36"	48	60	72	84	96
Labor Price	218	284	346	408	488	550

Mary Valance

If fabric has a pattern repeat, add the number of repeats shown at the bottom of the column to determine the total yardage.

YARDAGE CHART

(54" fabric)

Width in inches	36"	48	60	72	84	96
Height in inches	12"	2 yds	2	2	3	3
	18	2¾	2¾	2¾	4	4
	24	3½	3½	3½	5	5
ADD REPEATS	Add 2	Add 2	Add 2	Add 3	Add 3	Add 3
Pleat Insert Yardage	1¾	1¾	1¾	1¾	1¾	1¾

KATHERINE VALANCE

[Color photos of this style can be found at www.fabritecdesigns.com]



Katherine Valance with two swags
in a wider window setting

PRICING INFORMATION

- Almost any size valance can be priced from the chart below. For a valance size that falls outside the chart, please call our Sales Services Department.

OPTIONS PRICING

For **additional options** or for **more detailed information** on these options, **see pages 8 - 10.**

	Trim	Banding
Vertical Application (Price per foot of finished height)	N/A	N/A
Horizontal Application (Price per foot of finished width)	\$27	\$33
<ul style="list-style-type: none"> • Banding price is for fabrication and application of banding made from your fabric, or for application of ready-made banding supplied by you. • Trim price is for trim application, and does not include trim. 		
Mitering	\$50 per miter	
Non-Standard Mounting Board Size	Add \$15 per ft of valance width for any mounting board over 5½", or for any custom cut mounting board.	
Interlining	\$11 per ft of valance width	

DESIGN APPLICATIONS:

- A soft flowing style that features a relaxed center swag and handkerchief tails on each end. Wider valances will have more than one swag.
- This is a perfect style for those situations where a bit of formality is expected but without the fussiness and structure of more complicated, formal styles.

FABRICS:

- Works well in all types of fabrics except sheers.

INSTALL:

- All necessary hardware for installation is included.

STANDARDS:

- Pre-mounted on a ¾" - 1½" - 2½" - 3½" - 4½" or 5½" board, which must be specified when ordered.
- Mounting board fully covered with lining.
- Top of mounting board covered with face fabric.
- Self-lined unless otherwise specified. If face fabric has a distinctive pattern or design, the valance will be lined with our standard lining.

LIMITATIONS:

- Stiff rigid trims or welting applied to the bottom edge of this style will make the valance flare.

Katherine Valance

SWAG COUNT CHART

Width in inches	up to 48"	48 to 96	96 to 144	144 to 192	192 to 240
Number of Swags	1	2	3	4	5

Katherine Valance

C.O.M. labor prices for **self-lined** valance. Pre-mounted in factory and ready to install.

Width in inches	36"	48	60	72	84	96	108	120	132	144	156	168	180	192	204	216	228	240
Labor Price	178	242	300	354	408	458	532	584	638	692	760	814	858	904	950	1010	1054	1100

Katherine Valance

If fabric has a pattern repeat, add the number of repeats shown at the bottom of the column to determine the total yardage.

YARDAGE CHART

(54" fabric)

Width in inches	36"	48	60	72	84	96	108	120	132	144	156	168	180	192	204	216	228	240
Height in inches																		
12"	2¾ yds	2¾	4	4	4	4	5¼	5¼	5¼	5¼	6½	6½	6½	6½	7¾	7¾	7¾	7¾
18	3¼	3¼	5	5	5	5	6½	6½	6½	6½	8¼	8¼	8¼	8¼	9¾	9¾	9¾	9¾
24	4	6	8	8	8	8	9¾	9¾	9¾	9¾	11¾	11¾	11¾	11¾	13¾	13¾	13¾	13¾
ADD REPEATS	Add 3	Add 3	Add 4	Add 4	Add 4	Add 4	Add 5	Add 5	Add 5	Add 5	Add 6	Add 6	Add 6	Add 6	Add 7	Add 7	Add 7	Add 7

LAUREL VALANCE

[Color photos of this style can be found at www.fabritecdesigns.com]



PRICING INFORMATION

- Almost any size valance can be priced from the chart below. For a valance size that falls outside the chart, please call our Sales Services Department.

OPTIONS PRICING

For **additional options** or for **more detailed information** on these options, **see pages 8 - 10.**

	Trim	Banding
Vertical Application (Price per foot of finished height)	N/A	N/A
Horizontal Application (Price per foot of finished width)	\$21	N/A
<ul style="list-style-type: none"> Banding price is for fabrication and application of banding made from your fabric, or for application of ready-made banding supplied by you. Trim price is for trim application, and does not include trim. 		
Welting (made & applied) - 3/8"	\$26 per linear ft	
Welting (made & applied) - 1"	\$30 per linear ft	
Mitering	\$50 per miter	
Non-Standard Mounting Board Size	Add \$15 per ft of valance width for any mounting board over 5 1/2", or for any custom cut mounting board.	
Interlining	\$11 per ft of valance width	

DESIGN APPLICATIONS:

- This pretty valance is filled with details and decorative elements. Beginning in the center of the swag is a small inverted pleat which is fanned open with the aid of fabric bands. These bands also hold up the bottom hem of the style which forms into a graceful curve and relaxed side tails.
- Wider valances will have more than one swag. See chart below for swag count.
- Customize this style with contrasting fabric bands or add decorative trim that hangs below the bottom edge for a truly custom look.
- This style can work very well in most design settings, but is particularly at home in more casual rooms such as kitchens, baths, bedrooms and family rooms.

FABRICS:

- Works well in all types of fabrics except sheers.

INSTALL:

- All necessary hardware for installation is included.

STANDARDS:

- Pre-mounted on a 3/4" - 1 1/2" - 2 1/2" - 3 1/2" - 4 1/2" or 5 1/2" board, which must be specified when ordered.
- Mounting board fully covered with lining.
- Top of mounting board covered with face fabric.
- Self-lined unless otherwise specified. If face fabric has a distinctive pattern or design, the valance will be lined with our standard lining.

LIMITATIONS:

- The bottom tails curve toward the center of this style; therefore the board width of this style should be 4" to 6" wider than the window frame.

Laurel Valance							SWAG COUNT CHART						
Width in inches	up to 51"		51 to 90		90 to 130		130 to 168		168 to 208		208 to 240		
Number of Swags	1		2		3		4		5		6		

Laurel Valance																C.O.M. RETAIL PRICE			
C.O.M. labor prices for self-lined valance. Pre-mounted in factory and ready to install.																			
Width in inches	36"	48	60	72	84	96	108	120	132	144	156	168	180	192	204	216	228	240	
Labor Price	186	248	306	362	416	470	542	600	654	708	780	836	884	930	978	1042	1090	1136	

Laurel Valance																YARDAGE CHART			
If fabric has a pattern repeat, add the number of repeats shown at the bottom of the column to determine the total yardage.																(54" fabric)			
Width in inches		36"	48	60	72	84	96	108	120	132	144	156	168	180	192	204	216	228	240
Height in inches	12"	1¼ yds	2½	2½	2½	2½	3¾	3¾	3¾	5	5	5	5	6	6	6	7¼	7¼	7¼
	18	1¾	3¼	3¼	3¼	3¼	4¾	4¾	4¾	6¼	6¼	6¼	6¼	7¾	7¾	7¾	9¼	9¼	9¼
	24	2	3¾	3¾	3¾	3¾	5¾	5¾	5¾	7½	7½	7½	7½	9½	9½	9½	11¼	11¼	11¼
ADD REPEATS		Add 1	Add 2	Add 2	Add 2	Add 2	Add 3	Add 3	Add 3	Add 4	Add 4	Add 4	Add 4	Add 5	Add 5	Add 5	Add 6	Add 6	Add 6
Contrasting Bands Yardage		½	½	½	½	½	½	½	½	½	½	½	½	½	½	½	½	½	½

EMPIRE VALANCE

[Color photos of this style can be found at www.fabritecdesigns.com]



PRICING INFORMATION

- Pricing includes our standard lining.
- Almost any size valance can be priced from the chart below. For a valance size that falls outside the chart, please call our Sales Services Department.

OPTIONS PRICING

For **additional options** or for **more detailed information** on these options, **see pages 8 - 10.**

	Trim	Banding
Vertical Application (Price per foot of finished height)	N/A	N/A
Horizontal Application (Price per foot of finished width)	\$27	N/A
<ul style="list-style-type: none"> • Banding price is for fabrication and application of banding made from your fabric, or for application of ready-made banding supplied by you. • Trim price is for trim application, and does not include trim. 		
Mitering	\$50 per miter	
Non-Standard Mounting Board Size	Add \$15 per ft of valance width for any mounting board over 5½", or for any custom cut mounting board.	
Interlining	\$15 per ft of valance width	

DESIGN APPLICATIONS:

- This classic, traditional style features contrast lined bells and deep luxurious folds that form into soft swags. The ends are finished with cascading fabric returns.
- Generous folds of fabric form the swag and softly drape from the top of the board.
- Works in design applications that are generally more traditional or formal.
- Trims, tassels, and bullions beautifully complement this style.

FABRICS:

- Works well in all types of fabrics, except sheers.

INSTALL:

- All necessary hardware for installation is included.

STANDARDS:

- Pre-mounted on a ¾" - 1½" - 2½" - 3½" - 4½" or 5½" board, which must be specified when ordered.
- Mounting board fully covered with lining.
- Top of mounting board covered with face fabric.
- Lined with our standard lining.
- The bells are self-lined or can be contrast lined.

LIMITATIONS:

- The swag long point should be at least 18" to ensure the beauty of the style.

Empire Valance

SWAG & BELL COUNT CHART

Width in inches	up to 51"	51 to 75	75 to 99	99 to 123	123 to 147	147 to 171	171 to 195	195 to 219	219 to 243
Number of Swags	2	3	4	5	6	7	8	9	10
Number of Bells	3	4	5	6	7	8	9	10	11

Empire Valance

C.O.M. RETAIL PRICE

C.O.M. labor prices for this valance style **includes our standard lining.** Pre-mounted in factory and ready to install.

Width in inches	36"	48	60	72	84	96	108	120	132	144	156	168	180	192	204	216	228	240
Labor Price	336	350	440	532	612	702	794	870	964	1052	1132	1226	1308	1378	1464	1546	1618	1702

Empire Valance

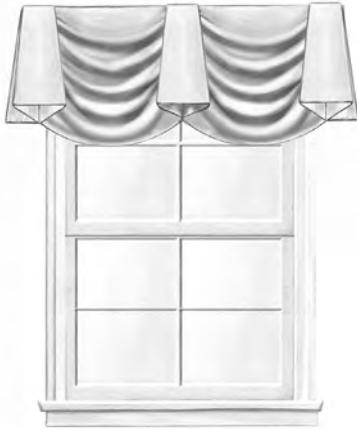
YARDAGE CHART

If fabric has a pattern repeat, add the number of repeats shown at the bottom of the column to determine the total yardage.

Width in inches	36"	48	60	72	84	96	108	120	132	144	156	168	180	192	204	216	228	240
Height in inches																		
18"	3½ yds	4¾	6	6	7	8¼	8¼	9½	10½	10½	11¾	13	13	14	15¼	15¼	16½	17½
24"	4	5½	6¾	6¾	8	9½	9½	10¾	12	12	13½	14¾	14¾	16	17½	17½	18¾	20
ADD REPEATS	Add 3	Add 4	Add 5	Add 5	Add 6	Add 7	Add 7	Add 8	Add 9	Add 9	Add 10	Add 11	Add 11	Add 12	Add 13	Add 13	Add 14	Add 15
Contrast Lined Bell Yardage	2¼	2¼	3	3	3	3	3	3¾	3¾	3¾	3¾	4½	4½	4½	5¼	5¼	5¼	5¼

KINGSTON VALANCE

[Color photos of this style can be found at www.fabritecdesigns.com]



PRICING INFORMATION

- Pricing includes our standard lining.
- Almost any size valance can be priced from the chart below. For a valance size that falls outside the chart, please call our Sales Services Department.

OPTIONS PRICING

For **additional options** or for **more detailed information** on these options, **see pages 8 - 10.**

	Trim	Banding
Vertical Application (Price per foot of finished height)	N/A	N/A
Horizontal Application (Price per foot of finished width)	\$27	N/A
<ul style="list-style-type: none"> • Banding price is for fabrication and application of banding made from your fabric, or for application of ready-made banding supplied by you. • Trim price is for trim application, and does not include trim. 		
Mitering	\$50 per miter	
Non-Standard Mounting Board Size	Add \$15 per ft of valance width for any mounting board over 5½", or for any custom cut mounting board.	
Interlining	\$15 per ft of valance width	

DESIGN APPLICATIONS:

- Always fashionable and elegant, the Kingston Valance combines the flowing movement of swags with the simple shape of open bells that beg to be contrast lined.
- Folds of fabric are tucked and folded to form a horizontal swag. These tucks are discreetly hidden behind the bells creating a soft elegant look at the window.
- A beautiful, complex style that is most at home in elegant dressy rooms or formal spaces in the home such as living rooms, dining rooms and master bedrooms.

FABRICS:

- Works well in all types of fabrics except sheers.

INSTALL:

- All necessary hardware for installation is included.

STANDARDS:

- Pre-mounted on a ¾" - 1½" - 2½" - 3½" - 4½" or 5½" board, which must be specified when ordered.
- Mounting board fully covered with lining.
- Top of mounting board covered with face fabric.
- Lined with our standard lining.
- The bells are self-lined or can be contrast lined.

LIMITATIONS:

- The swag long point should be at least 18" to ensure the beauty of the style.

Kingston Valance										SWAG & BELL COUNT CHART									
Width in inches	up to 51"	51 to 75	75 to 99	99 to 123	123 to 147	147 to 171	171 to 195	195 to 219	219 to 243										
Number of Swags	2	3	4	5	6	7	8	9	10										
Number of Bells	3	4	5	6	7	8	9	10	11										

Kingston Valance															C.O.M. RETAIL PRICE				
C.O.M. labor prices for this valance style includes our standard lining. Pre-mounted in factory and ready to install.																			
Width in inches	36"	48	60	72	84	96	108	120	132	144	156	168	180	192	204	216	228	240	
Labor Price	336	350	440	532	612	702	794	870	964	1052	1132	1226	1308	1378	1464	1546	1618	1702	

Kingston Valance															YARDAGE CHART				
If fabric has a pattern repeat, add the number of repeats shown at the bottom of the column to determine the total yardage.															(54" fabric)				
Width in inches	36"	48	60	72	84	96	108	120	132	144	156	168	180	192	204	216	228	240	
Height in inches																			
18"	3½ yds	4¾	6	6	7	8¼	8¼	9½	10½	10½	11¾	13	13	14	15¼	15¼	16½	17½	
24	4	5½	6¾	6¾	8	9½	9½	10¾	12	12	13½	14¾	14¾	16	17½	17½	18¾	20	
ADD REPEATS	Add 3	Add 4	Add 5	Add 5	Add 6	Add 7	Add 7	Add 8	Add 9	Add 9	Add 10	Add 11	Add 11	Add 12	Add 13	Add 13	Add 14	Add 15	
Contrast Lined Bell Yardage	2¼	2¼	3	3	3	3	3	3¾	3¾	3¾	3¾	4½	4½	4½	5¼	5¼	5¼	5¼	

BELAIR VALANCE

[Color photos of this style can be found at www.fabritecdesigns.com]



PRICING INFORMATION

- Pricing includes our standard lining.
- Almost any size valance can be priced from the chart below. For a valance size that falls outside the chart, please call our Sales Services Department.

OPTIONS PRICING

For **additional options** or for **more detailed information** on these options, **see pages 8 - 10.**

	Trim	Banding
Vertical Application (Price per foot of finished height)	N/A	N/A
Horizontal Application (Price per foot of finished width)	\$33	N/A
<ul style="list-style-type: none"> • Banding price is for fabrication and application of banding made from your fabric, or for application of ready-made banding supplied by you. • Trim price is for trim application, and does not include trim. 		
Contrasting Fabric Inserts	\$28 per insert	
Mitering	\$50 per miter	
Non-Standard Mounting-Board Size	Add \$15 per ft of valance width for any mounting board over 5½", or for any custom cut mounting board.	
Interlining	\$13 per ft of valance width	

DESIGN APPLICATIONS:

- Neat and orderly but with a touch of softness, this valance features evenly spaced box pleats that flow down into generous swags of fabric.
- A very versatile style that leans towards fancy, typically used in rooms that are more casual and feminine.
- Contrasting fabric inserts between the pleats can add an interesting design touch.

FABRICS:

- Works well in all fabrics.

INSTALL:

- All necessary hardware for installation is included.

STANDARDS:

- Pre-mounted on a ¾" - 1½" - 2½" - 3½" - 4½" or 5½" board, which must be specified when ordered.
- Mounting board fully covered with lining.
- Top of mounting board covered with face fabric.
- Lined with our standard lining.
- Full-box pleats at corners and centers.

LIMITATIONS:

- This style looks best with tassel or bead trims. Flat trims will be hidden by the bottom detailing of this style.

SWAG & PLEAT COUNT CHART

Width in inches	up to 20"	20" - 40"	40" - 60"	60" - 80"
SWAG COUNT	1	2	3	4
PLEAT COUNT	-	1	2	3

SWAG & PLEAT COUNT CHART

Width in inches	80" to 100"	100" - 120"	120" - 140"	140" - 160"
SWAG COUNT	5	6	7	8
PLEAT COUNT	4	5	6	7

Belair Valance

C.O.M. RETAIL PRICE

C.O.M. labor prices for this valance style **includes our standard lining.** Pre-mounted in factory and ready to install.

Width in inches	36"	48	60	72	84	96	108	120	132	144	156	168	180	192	204	216	228	240
Labor Price	420	420	420	420	492	562	634	702	772	844	912	982	1054	1124	1192	1264	1334	1406

Belair Valance

YARDAGE CHART

If fabric has a pattern repeat, add the number of repeats shown at the bottom of the column to determine the total yardage.

(54" fabric)

Width in inches	36"	48	60	72	84	96	108	120	132	144	156	168	180	192	204	216	228	240
Height in inches																		
18"	3¼ yds	3¼	5	5	6½	6½	6½	8	8	9¾	9¾	11¼	11¼	12¾	12¾	14½	14½	16
24"	3¾	3¾	5½	5½	7¼	7¼	7¼	9	9	10¾	10¾	12½	12½	14¼	14¼	16	16	17¾
ADD REPEATS	Add 2	Add 2	Add 3	Add 3	Add 4	Add 4	Add 4	Add 5	Add 5	Add 6	Add 6	Add 7	Add 7	Add 8	Add 8	Add 9	Add 9	Add 10
Pleat Insert Yardage	1¾	1¾	1¾	1¾	3¾	3¾	3¾	3¾	3¾	3¾	3¾	5½	5½	5½	5½	5½	5½	5½

CASUAL BALLOON VALANCE

[Color photos of this style can be found at www.fabritecdesigns.com]



PRICING INFORMATION

- Pricing includes our standard lining.
- Almost any size valance can be priced from the chart below. For a valance size that falls outside the chart, please call our Sales Services Department.

OPTIONS PRICING

For **additional options** or for **more detailed information** on these options, **see pages 8 - 10.**

	Trim	Banding
Vertical Application (Price per foot of finished height)	N/A	N/A
Horizontal Application (Price per foot of finished width)	\$33	N/A
<ul style="list-style-type: none"> • Banding price is for fabrication and application of banding made from your fabric, or for application of ready-made banding supplied by you. • Trim price is for trim application, and does not include trim. 		
Mitering	\$50 per miter	
Non-Standard Mounting Board Size	Add \$15 per ft of valance width for any mounting board over 5½", or for any custom cut mounting board.	
Interlining	\$13 per ft of valance width	

DESIGN APPLICATIONS:

- This valance features gathered fabric that forms into generous poufs, spaced approximately 12" to 14" apart. The sides of the style are finished with billowy tails that hang approximately 5" below the body of the style.
- Ideal in design applications that have a soft, casual feel.
- Can be used as a stand-alone accent over a window, or as a top treatment over a shade, blind or drapery.

FABRICS:

- Works well in all fabrics.

INSTALL:

- All necessary hardware for installation is included.

STANDARDS:

- Pre-mounted on a ¾" - 1½" - 2½" - 3½" - 4½" or 5½" board, which must be specified when ordered.
- Mounting board fully covered with lining.
- Top of mounting board covered with face fabric.
- Lined with our standard lining.

LIMITATIONS:

- This style looks best with tassel or bead trims; flat trims will be hidden by the bottom detailing of the shade.

Casual Balloon Valance

SWAG COUNT CHART

Width in inches	up to 28"	28 to 43	43 to 58	58 to 73	73 to 88	88 to 103	103 to 118	118 to 133	133 to 148	148 to 163	163 to 178	178 to 193	193 to 208	208 to 223	223 to 238	238 to 253
Number of Swags	1	2	3	4	5	6	7	8	9	10	11	12	13	14	15	16

Casual Balloon Valance

C.O.M. RETAIL PRICE

C.O.M. labor prices for this valance style **includes our standard lining.** Pre-mounted in factory and ready to install.

Width in inches	36"	48	60	72	84	96	108	120	132	144	156	168	180	192	204	216	228	240
Labor Price	266	366	440	514	614	688	784	858	956	1028	1124	1198	1264	1360	1426	1516	1582	1676

Casual Balloon Valance


YARDAGE CHART

If fabric has a pattern repeat, add the number of repeats shown at the bottom of the column to determine the total yardage.

Width in inches	36"	48	60	72	84	96	108	120	132	144	156	168	180	192	204	216	228	240
Height in inches	12"	1¾ YDS	2½	2½	2½	3¼	3¼	4	4	4¾	4¾	5½	5½	5½	6¼	6¼	7	8
	18	2	3	3	3	4	4	4¾	4¾	5¾	5¾	6¾	6¾	7¾	7¾	8½	8½	9½
	24	2¼	3½	3½	3½	4½	4½	5¾	5¾	6¾	6¾	8	8	8	9	9	10	11¼
ADD REPEATS		Add 2	Add 3	Add 3	Add 3	Add 4	Add 4	Add 5	Add 5	Add 6	Add 6	Add 7	Add 7	Add 7	Add 8	Add 8	Add 9	Add 10

FRENCH PLEAT VALANCE

[Color photos of this style can be found at www.fabritecdesigns.com]



PRICING INFORMATION

- Almost any size valance can be priced from the chart below. For a valance size that falls outside the chart, please call our Sales Services Department.

OPTIONS PRICING

For **additional options** or for **more detailed information** on these options, **see pages 8 - 10.**

	Trim	Banding
Vertical Application (Price per foot of finished height)	N/A	N/A
Horizontal Application (Price per foot of finished width)	\$69	\$84
<ul style="list-style-type: none"> • Banding price is for fabrication and application of banding made from your fabric, or for application of ready-made banding supplied by you. • Trim price is for trim application, and does not include trim. 		
Mitering	\$50 per miter	
Non-Standard Mounting Board Size	Add \$15 per ft of valance width for any mounting board over 5½", or for any custom cut mounting board.	
Interlining	\$24 per ft of valance width	

DESIGN APPLICATIONS:

- A classic French Pleat valance.
- Neat and clean in styling, it is a very versatile style which can work well in any room, from the most formal of living rooms to the most casual of bedrooms. It can be a subtle treatment that adds a bit of fabric to a naked window, or it can be a dramatic accent as a top treatment over draperies.
- This style looks especially nice with banding or trim added to the bottom of the valance.

FABRICS:

- Works well in all fabrics.

INSTALL:

- All necessary hardware for installation is included.

STANDARDS:

- Pre-mounted on a ¾" - 1½" - 2½" - 3½" - 4½" or 5½" board, which must be specified when ordered.
- Mounting board fully covered with face fabric.
- Double 4" headers.
- Double 1½" side hems.
- Self-lined unless otherwise specified. If face fabric has a distinctive pattern or design, the valance will be lined with our standard lining.
- Pattern matched at the seams.

LIMITATIONS:

- This valance should be at least 12" long. Anything less will have a tendency to look a bit "squat".
- This is a board mounted style. It is not advisable to use it as a rod mounted style. When installed on a rod, it has a tendency to "tow-in" and not hold its shape.

French Pleat Valance

C.O.M. labor prices for **self-lined** valance. Pre-mounted in factory and ready to install.

C.O.M. RETAIL PRICE

Width in inches	36"	48	60	72	84	96	108	120	132	144	156	168	180	192	204	216	228	240
Labor Price	250	364	474	488	594	608	710	724	824	920	932	1028	1034	1116	1122	1204	1280	1286

French Pleat Valance

If fabric has a pattern repeat, add the number of repeats shown at the bottom of the column to determine the total yardage.

YARDAGE CHART

(54" fabric)

Width in inches	36"	48	60	72	84	96	108	120	132	144	156	168	180	192	204	216	228	240
Height in inches																		
12"	2 yds	3	4	4	4¾	4¾	5¾	5¾	6¾	7¾	7¾	8½	8½	9½	9½	10½	10½	11½
18	2¾	4	5¼	5¼	6½	6½	7¾	7¾	9	10¼	10¼	11½	11½	13	13	14¼	14¼	15½
24	3¼	5	6½	6½	8¼	8¼	9¾	9¾	11½	13	13	14½	14½	16¼	16¼	17¾	17¾	19½
ADD REPEATS	Add 2	Add 3	Add 4	Add 4	Add 5	Add 5	Add 6	Add 6	Add 7	Add 8	Add 8	Add 9	Add 9	Add 10	Add 10	Add 11	Add 11	Add 12

EURO PLEAT VALANCE

[Color photos of this style can be found at www.fabritecdesigns.com]



PRICING INFORMATION

- Almost any size valance can be priced from the chart below. For a valance size that falls outside the chart, please call our Sales Services Department.

OPTIONS PRICING

For **additional options** or for **more detailed information** on these options, **see pages 8 - 10.**

	Trim	Banding
Vertical Application (Price per foot of finished height)	N/A	N/A
Horizontal Application (Price per foot of finished width)	\$69	\$84
<ul style="list-style-type: none"> • Banding price is for fabrication and application of banding made from your fabric, or for application of ready-made banding supplied by you. • Trim price is for trim application, and does not include trim. 		
Mitering	\$50 per miter	
Non-Standard Mounting Board Size	Add \$15 per ft of valance width for any mounting board over 5½", or for any custom cut mounting board.	
Interlining	\$24 per ft of valance width	

DESIGN APPLICATIONS:

- A contemporary version of the classic French pleat, this valance is tacked at the top of the pleat.
- A smart, sophisticated style with a more modern look.
- This style looks especially nice with banding or trim added to the bottom of the valance.

FABRICS:

- Works well in all fabrics.

INSTALL:

- All necessary hardware for installation is included.

STANDARDS:

- Pre-mounted on a ¾" - 1½" - 2½" - 3½" - 4½" or 5½" board, which must be specified when ordered.
- Mounting board fully covered with face fabric.
- Double 4" headers.
- Double 1½" side hems.
- Self-lined unless otherwise specified. If face fabric has a distinctive pattern or design, the valance will be lined with our standard lining.
- Pattern matched at the seams.

LIMITATIONS:

- This valance should be at least 12" long. Anything less will have a tendency to look a bit "squat".
- This is a board mounted style. It is not advisable to use it as a rod mounted style. When installed on a rod, it has a tendency to "tow-in" and not hold its shape.

Euro Pleat Valance

C.O.M. labor prices for **self-lined** valance. Pre-mounted in factory and ready to install.

C.O.M. RETAIL PRICE

Width in inches	36"	48	60	72	84	96	108	120	132	144	156	168	180	192	204	216	228	240
Labor Price	250	364	474	488	594	608	710	724	824	920	932	1028	1034	1116	1122	1204	1280	1286

Euro Pleat Valance

If fabric has a pattern repeat, add the number of repeats shown at the bottom of the column to determine the total yardage.

YARDAGE CHART (54" fabric)

Width in inches	36"	48	60	72	84	96	108	120	132	144	156	168	180	192	204	216	228	240
Height in inches																		
12"	2 yds	3	4	4	4¾	4¾	5¾	5¾	6¾	7¾	7¾	8½	8½	9½	9½	10½	10½	11½
18	2¾	4	5¼	5¼	6½	6½	7¾	7¾	9	10¼	10¼	11½	11½	13	13	14¼	14¼	15½
24	3¼	5	6½	6½	8¼	8¼	9¾	9¾	11½	13	13	14½	14½	16¼	16¼	17¾	17¾	19½
ADD REPEATS	Add 2	Add 3	Add 4	Add 4	Add 5	Add 5	Add 6	Add 6	Add 7	Add 8	Add 8	Add 9	Add 9	Add 10	Add 10	Add 11	Add 11	Add 12

BARCELONA PLEAT VALANCE

[Color photos of this style can be found at www.fabritecdesigns.com]



PRICING INFORMATION

- Almost any size valance can be priced from the chart below. For a valance size that falls outside the chart, please call our Sales Services Department.

OPTIONS PRICING

For **additional options** or for **more detailed information** on these options, **see pages 8 - 10.**

	Trim	Banding
Vertical Application (Price per foot of finished height)	N/A	N/A
Horizontal Application (Price per foot of finished width)	\$69	\$84
<ul style="list-style-type: none"> • Banding price is for fabrication and application of banding made from your fabric, or for application of ready-made banding supplied by you. • Trim price is for trim application, and does not include trim. 		
Mitering	\$50 per miter	
Non-Standard Mounting Board Size	Add \$15 per ft of valance width for any mounting board over 5½", or for any custom cut mounting board.	
Interlining	\$24 per ft of valance width	

DESIGN APPLICATIONS:

- This style merges two great classics—the Euro Pleat and the French Pleat.
- A totally new look unlike anything offered before, this pleat style keeps the folds of the pleat straight and tidy and is ideal for very heavy fabrics that have a tendency to flare or open up.
- A perfect style for rooms that have a neat orderly appearance with an uncluttered design approach. Can be used in any room in the home.

FABRICS:

- Works well in all fabrics.

INSTALL:

- All necessary hardware for installation is included.

STANDARDS:

- Pre-mounted on a ¾" - 1½" - 2½" - 3½" - 4½" or 5½" board, which must be specified when ordered.
- Mounting board fully covered with face fabric.
- Double 4" headers.
- Double 1½" side hems.
- Self-lined unless otherwise specified. If face fabric has a distinctive pattern or design, the valance will be lined with our standard lining.
- Pattern matched at the seams.

LIMITATIONS:

- This valance should be at least 12" long. Anything less will have a tendency to look a bit "squat".
- This is a board mounted style. It is not advisable to use it as a rod mounted style. When installed on a rod, it has a tendency to "tow-in" and not hold its shape.

Barcelona Pleat Valance

C.O.M. labor prices for **self-lined** valance. Pre-mounted in factory and ready to install.

C.O.M. RETAIL PRICE

Width in inches	36"	48	60	72	84	96	108	120	132	144	156	168	180	192	204	216	228	240
Labor Price	250	364	474	488	594	608	710	724	824	920	932	1028	1034	1116	1122	1204	1280	1286

Barcelona Pleat Valance

If fabric has a pattern repeat, add the number of repeats shown at the bottom of the column to determine the total yardage.

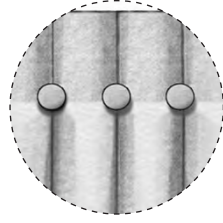
YARDAGE CHART

(54" fabric)

Width in inches	36"	48	60	72	84	96	108	120	132	144	156	168	180	192	204	216	228	240
Height in inches																		
12"	2 yds	3	4	4	4¾	4¾	5¾	5¾	6¾	7¾	7¾	8½	8½	9½	9½	10½	10½	11½
18	2¾	4	5¼	5¼	6½	6½	7¾	7¾	9	10¼	10¼	11½	11½	13	13	14¼	14¼	15½
24	3¼	5	6½	6½	8¼	8¼	9¾	9¾	11½	13	13	14½	14½	16¼	16¼	17¾	17¾	19½
ADD REPEATS	Add 2	Add 3	Add 4	Add 4	Add 5	Add 5	Add 6	Add 6	Add 7	Add 8	Add 8	Add 9	Add 9	Add 10	Add 10	Add 11	Add 11	Add 12

ROMAN PLEAT VALANCE

[Color photos of this style can be found at www.fabritecdsgns.com]



Roman Pleat Valance
with 1 1/8" Buttons Option

PRICING INFORMATION

- Almost any size valance can be priced from the chart below. For a valance size that falls outside the chart, please call our Sales Services Department.

OPTIONS PRICING

For **additional options** or for **more detailed information** on these options, **see pages 8 - 10.**

	Trim	Banding
Vertical Application (Price per foot of finished height)	N/A	N/A
Horizontal Application (Price per foot of finished width)	\$69	\$84
<ul style="list-style-type: none"> • Banding price is for fabrication and application of banding made from your fabric, or for application of ready-made banding supplied by you. • Trim price is for trim application, and does not include trim. 		
Mitering	\$50 per miter	
Non-Standard Mounting Board Size	Add \$15 per ft of valance width for any mounting board over 5 1/2", or for any custom cut mounting board.	
Interlining	\$24 per ft of valance width	
Buttons (fabric covered, 1 1/8" diameter)	See C.O.M. retail price chart below	

DESIGN APPLICATIONS:

- This style is tailored at the top and blouses out to form billowy folds of fabric. This detailing gives the valance a clean sophisticated look that melts into a soft flowing finish.
- A high-end look with a variety of design applications from formal and refined to casual and relaxed.
- For a real custom accent, add the button option which will be placed at the base of the pleat (see illustration).

FABRICS:

- Works well in all fabrics.

INSTALL:

- All necessary hardware for installation is included.

STANDARDS:

- Pre-mounted on a 3/4" - 1 1/2" - 2 1/2" - 3 1/2" - 4 1/2" or 5 1/2" board, which must be specified when ordered.
- Mounting board fully covered with face fabric.
- Double 4" headers.
- Double 1 1/2" side hems.
- Self-lined unless otherwise specified. If face fabric has a distinctive pattern or design, the valance will be lined with our standard lining.
- Pattern matched at the seams.

LIMITATIONS:

- This valance should be at least 12" long. Anything less will have a tendency to look a bit "squat".
- This is a board mounted style. It is not advisable to use it as a rod mounted style. When installed on a rod, it has a tendency to "tow-in" and not hold its shape.

Roman Pleat Valance

C.O.M. labor prices for **self-lined** valance. Pre-mounted in factory and ready to install.

C.O.M. RETAIL PRICE

Width in inches	36"	48	60	72	84	96	108	120	132	144	156	168	180	192	204	216	228	240
Labor Price	250	364	474	488	594	608	710	724	824	920	932	1028	1034	1116	1122	1204	1280	1286
Labor Price (with Buttons)	346	506	662	676	832	846	994	1008	1152	1294	1306	1454	1460	1588	1592	1720	1848	1854

Roman Pleat Valance

If fabric has a pattern repeat, add the number of repeats shown at the bottom of the column to determine the total yardage.

YARDAGE CHART

(54" fabric)

Width in inches		36"	48	60	72	84	96	108	120	132	144	156	168	180	192	204	216	228	240
Height in inches	12"	2 YDS	3	4	4	4¾	4¾	5¾	5¾	6¾	7¾	7¾	8½	8½	9½	9½	10½	10½	11½
	18	2¾	4	5¼	5¼	6½	6½	7¾	7¾	9	10¼	10¼	11½	11½	13	13	14¼	14¼	15½
	24	3¼	5	6½	6½	8¼	8¼	9¾	9¾	11½	13	13	14½	14½	16¼	16¼	17¾	17¾	19½
ADD REPEATS		Add 2	Add 3	Add 4	Add 4	Add 5	Add 5	Add 6	Add 6	Add 7	Add 8	Add 8	Add 9	Add 9	Add 10	Add 10	Add 11	Add 11	Add 12
Buttons Yardage		½	½	½	½	½	½	½	½	½	½	½	½	½	½	½	½	½	½

CHAMPAGNE PLEAT VALANCE

[Color photos of this style can be found at www.fabritecdesigns.com]



PRICING INFORMATION

- Almost any size valance can be priced from the chart below. For a valance size that falls outside the chart, please call our Sales Services Department.

OPTIONS PRICING

For **additional options** or for **more detailed information** on these options, **see pages 8 - 10.**

	Trim	Banding
Vertical Application (Price per foot of finished height)	N/A	N/A
Horizontal Application (Price per foot of finished width)	\$69	\$84
<ul style="list-style-type: none"> • Banding price is for fabrication and application of banding made from your fabric, or for application of ready-made banding supplied by you. • Trim price is for trim application, and does not include trim. 		
Mitering	\$50 per miter	
Non-Standard Mounting Board Size	Add \$15 per ft of valance width for any mounting board over 5½", or for any custom cut mounting board.	
Interlining	\$24 per ft of valance width	

DESIGN APPLICATIONS:

- This valance takes its inspiration from the graceful shape of a champagne flute, pinched at the bottom and opened at the top.
- The five-inch pleat forms into graceful contour which adds elegance and sophistication to this valance.
- Perfect for more formal or dressy rooms, especially when paired with drapery panels.
- A high-end look that lends itself to custom options like decorative trims or bandings.

FABRICS:

- Works well in all fabrics.

INSTALL:

- All necessary hardware for installation is included.

STANDARDS:

- Pre-mounted on a ¾" - 1½" - 2½" - 3½" - 4½" or 5½" board, which must be specified when ordered.
- Mounting board fully covered with face fabric.
- Double 5" headers.
- Double 1½" side hems.
- Self-lined unless otherwise specified. If face fabric has a distinctive pattern or design, the valance will be lined with our standard lining.
- Pattern matched at the seams.

LIMITATIONS:

- This valance should be at least 14" long. Anything less will have a tendency to look a bit "squat".
- This is a board mounted style. It is not advisable to use it as a rod mounted style. When installed on a rod, it has a tendency to "tow-in" and not hold its shape.

Champagne Pleat Valance

C.O.M. labor prices for **self-lined** valance. Pre-mounted in factory and ready to install.

C.O.M. RETAIL PRICE

Width in inches	36"	48	60	72	84	96	108	120	132	144	156	168	180	192	204	216	228	240
Labor Price	276	400	522	534	654	664	778	790	900	1006	1016	1122	1128	1218	1224	1312	1398	1402

Champagne Pleat Valance

If fabric has a pattern repeat, add the number of repeats shown at the bottom of the column to determine the total yardage.

YARDAGE CHART

(54" fabric)

Width in inches	36"	48	60	72	84	96	108	120	132	144	156	168	180	192	204	216	228	240
Height in inches																		
14"	2¼ yds	3½	4½	4½	5¾	5¾	6¾	6¾	8	9	9	10	10	11¼	11¼	12¼	12¼	13½
18	2¾	4	5½	5½	6¾	6¾	8	8	9½	10¾	10¾	12	12	13½	13½	14¾	14¾	16
24	3½	5	6¾	6¾	8½	8½	10	10	11¾	13½	13½	15	15	16¾	16¾	18½	18½	20
ADD REPEATS	Add 2	Add 3	Add 4	Add 4	Add 5	Add 5	Add 6	Add 6	Add 7	Add 8	Add 8	Add 9	Add 9	Add 10	Add 10	Add 11	Add 11	Add 12

TUDOR PLEAT VALANCE

[Color photos of this style can be found at www.fabritecdesigns.com]



PRICING INFORMATION

- Almost any size valance can be priced from the chart below. For a valance size that falls outside the chart, please call our Sales Services Department.

OPTIONS PRICING

For **additional options** or for **more detailed information** on these options, **see pages 8 - 10.**

	Trim	Banding
Vertical Application (Price per foot of finished height)	N/A	N/A
Horizontal Application (Price per foot of finished width)	\$69	\$84
<ul style="list-style-type: none"> • Banding price is for fabrication and application of banding made from your fabric, or for application of ready-made banding supplied by you. • Trim price is for trim application, and does not include trim. 		
Mitering	\$50 per miter	
Non-Standard Mounting Board Size	Add \$15 per ft of valance width for any mounting board over 5½", or for any custom cut mounting board.	
Interlining	\$24 per ft of valance width	

DESIGN APPLICATIONS:

- The style features a reversed or inverted pleat that is clean and stylish.
- Ideal for just about any home. It can work well in a modern or contemporary environment when paired with pure natural fabrics, or it can be dressed up with elaborate decorative fabrics for more traditional classic homes.

FABRICS:

- Works well in all fabrics.

INSTALL:

- All necessary hardware for installation is included.

STANDARDS:

- Pre-mounted on a ¾" - 1½" - 2½" - 3½" - 4½" or 5½" board, which must be specified when ordered.
- Mounting board fully covered with face fabric.
- Double 4" headers.
- Double 1½" side hems.
- Self-lined unless otherwise specified. If face fabric has a distinctive pattern or design, the valance will be lined with our standard lining.
- Pattern matched at the seams.

LIMITATIONS:

- This valance should be at least 12" long. Anything less will have a tendency to look a bit "squat".
- This is a board mounted style. It is not advisable to use it as a rod mounted style. When installed on a rod, it has a tendency to "tow-in" and not hold its shape.

Tudor Pleat Valance

C.O.M. labor prices for **self-lined** valance. Pre-mounted in factory and ready to install.

C.O.M. RETAIL PRICE

Width in inches	36"	48	60	72	84	96	108	120	132	144	156	168	180	192	204	216	228	240
Labor Price	250	364	474	488	594	608	710	724	824	920	932	1028	1034	1116	1122	1204	1280	1286

Tudor Pleat Valance

If fabric has a pattern repeat, add the number of repeats shown at the bottom of the column to determine the total yardage.

YARDAGE CHART

(54" fabric)

Width in inches	36"	48	60	72	84	96	108	120	132	144	156	168	180	192	204	216	228	240
Height in inches																		
12"	2 yds	3	4	4	4¾	4¾	5¾	5¾	6¾	7¾	7¾	8½	8½	9½	9½	10½	10½	11½
18	2¾	4	5¼	5¼	6½	6½	7¾	7¾	9	10¼	10¼	11½	11½	13	13	14¼	14¼	15½
24	3¼	5	6½	6½	8¼	8¼	9¾	9¾	11½	13	13	14½	14½	16¼	16¼	17¾	17¾	19½
ADD REPEATS	Add 2	Add 3	Add 4	Add 4	Add 5	Add 5	Add 6	Add 6	Add 7	Add 8	Add 8	Add 9	Add 9	Add 10	Add 10	Add 11	Add 11	Add 12

DIANA VALANCE

[Color photos of this style can be found at www.fabritecdesigns.com]



PRICING INFORMATION

- Pricing includes our standard lining.
- Almost any size valance can be priced from the chart below. For a valance size that falls outside the chart, please call our Sales Services Department.

OPTIONS PRICING

For **additional options** or for **more detailed information** on these options, **see pages 8 - 10.**

	Trim	Banding
Vertical Application (Price per foot of finished height)	N/A	N/A
Horizontal Application (Price per foot of finished width)	\$21	N/A
<ul style="list-style-type: none"> • Banding price is for fabrication and application of banding made from your fabric, or for application of ready-made banding supplied by you. • Trim price is for trim application, and does not include trim. 		
Mitering	\$50 per miter	
Non-Standard Mounting Board Size	Add \$15 per ft of valance width for any mounting board over 5½", or for any custom cut mounting board.	
Interlining	\$13 per ft of valance width	

DESIGN APPLICATIONS:

- This very understated valance has three bottom folds and a center accent tie.
- A very simple style that works well in design settings that have a casual and relaxed feeling.
- Contrasting fabric for the center tie adds a bit of decorative accent. For added impact, personalized articles like shells, ornaments, or globes can be added to the tie at the bottom of the valance.

FABRICS:

- Works well in all types of fabrics except sheers.

INSTALL:

- All necessary hardware for installation is included.

STANDARDS:

- Pre-mounted on a ¾" - 1½" - 2½" - 3½" - 4½" or 5½" board, which must be specified when ordered.
- Mounting board fully covered with lining.
- Top of mounting board covered with face fabric.
- Lined with our standard lining.

LIMITATIONS:

- This style should be at least 18" long in order to achieve the look featured in the drawing. The center tie will hang approximately 8" below the bottom of the valance.
- Unless otherwise specified, this style does not return to the wall.

Diana Valance

C.O.M. RETAIL PRICE

C.O.M. labor prices for this valance style **includes our standard lining.** Pre-mounted in factory and ready to install.

Width in inches	36"	48	60	72	84	96	108	120	132	144	156	168	180	192	204	216	228	240
Labor Price	330	330	330	330	386	440	494	550	604	662	716	770	826	880	934	990	1044	1102

Diana Valance

YARDAGE CHART

If fabric has a pattern repeat, add the number of repeats shown at the bottom of the column to determine the total yardage.

(54" fabric)

Width in inches	36"	48	60	72	84	96	108	120	132	144	156	168	180	192	204	216	228	240
Height in inches																		
18"	1¼ yds	2½	2½	2½	2½	3¾	3¾	3¾	3¾	3¾	5	5	5	5	6¼	6¼	6¼	6¼
24	1½	3	3	3	3	4¼	4¼	4¼	4¼	4¼	5¾	5¾	5¾	5¾	7¼	7¼	7¼	7¼
ADD REPEATS	Add 1	Add 2	Add 2	Add 2	Add 2	Add 3	Add 3	Add 3	Add 3	Add 3	Add 4	Add 4	Add 4	Add 4	Add 5	Add 5	Add 5	Add 5
Contrast Fabric Tie Yardage	½	½	½	½	½	½	½	½	½	½	½	½	½	½	½	½	½	½

SCARF VALANCE

[Color photos of this style can be found at www.fabritecdesigns.com]



Scarf Valance
on Sconces

PRICING INFORMATION

- Almost any size scarf can be priced from the chart below. For a scarf size that falls outside the chart, please call our Sales Services Department.

OPTIONS PRICING

For **additional options** or for **more detailed information** on these options, **see pages 8 - 10.**

	Trim	Banding
Vertical Application (Price per foot of finished height)	N/A	N/A
Horizontal Application (Price per foot of finished length)	\$21	\$25
<ul style="list-style-type: none"> Banding price is for fabrication and application of banding made from your fabric, or for application of ready-made banding supplied by you. Trim price is for trim application, and does not include trim. 		
Interlining	\$11 per ft of scarf long point	

DESIGN APPLICATIONS:

- This scarf valance is self-lined, and tapered on the ends.
- This style lends itself to creative interpretation and can be used in a myriad of applications. It can be swagged over a rod to frame the top of a window, or it can be looped through sconces to accent arched top windows. It can also be hung at the side of a window and puddled on the floor as a simple accent.
- Often used as a stand-alone accent over a window.

FABRICS:

- Works well with simple, non-directional fabrics that do not have a distinctive design such as scenery, courtly life, or hunt scenes.

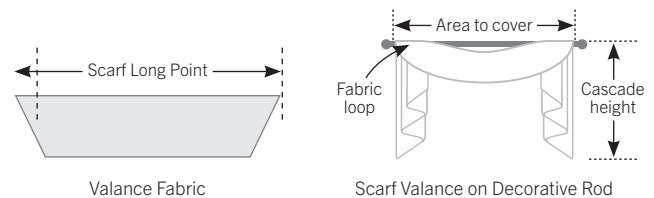
INSTALL:

- This is a very freeform style and perhaps one of the most difficult installations, due to a whole host of variables including the fabric, the hardware, the skill level of the installer and the expectations of the client. Because it is a long width of fabric that must be molded into a finished style, this installation can take hours, especially if there are multiple windows in the room and the expectation is that they look the same.

STANDARDS:

- Self-lined style.
- Priced and ordered by Scarf Long Point.

Scarf Long Point = Area to cover + (2 x the Cascade height) + (6" x the number of fabric loops over the rod).



LIMITATIONS:

- Do not use fabrics that have a definite pattern or design such as scenery, courtly life, or hunt scenes.

Scarf Valance

C.O.M. RETAIL PRICE

C.O.M. labor prices for **self-lined** valance. This valance can be mounted on a decorative rod or sconces.

Scarf Long Point	72"	108	144	180	216	252	288	324	360
Labor Price	102	116	134	150	164	182	198	212	230

Scarf Valance

YARDAGE CHART (54" fabric)

Scarf Long Point	72"	90	108	126	144	162	188	198	216
	4 1/4 yds	5 1/4	6 1/4	7 1/4	8 1/4	9 1/4	10 1/4	11 1/4	12 1/4
Scarf Long Point	234"	252	270	288	306	324	342	360	—
(continued)	13 1/4	14 1/4	15 1/4	16 1/4	17 1/4	18 1/4	19 1/4	20 1/4	—

JASMINE VALANCE

[Color photos of this style can be found at www.fabritecdesigns.com]



PRICING INFORMATION

- Almost any size valance can be priced from the chart below. For a valance size that falls outside the chart, please call our Sales Services Department.

OPTIONS PRICING

For **additional options** or for **more detailed information** on these options, **see pages 8 - 10.**

	Trim	Banding
Vertical Application (Price per foot of finished height)	N/A	N/A
Horizontal Application (Price per foot of finished width)	\$40	N/A
<ul style="list-style-type: none"> • Banding price is for fabrication and application of banding made from your fabric, or for application of ready-made banding supplied by you. • Trim price is for trim application, and does not include trim. 		
Interlining	\$13 per ft of valance width	

DESIGN APPLICATIONS:

- This whimsical valance features petal shaped scarves that gracefully end with a simple point. Designed to be used with a maximum pole diameter of 1½". The center petal scarf is symmetrical; the side petal scarves are uniquely shaped.
- Depending on the size ordered, additional center petals will be added to achieve the desired area to cover (see chart below).
- For added impact, add a single tassel, tiny shells, or little ornaments to the bottom point of the valance.

FABRICS:

- Very soft, supple fabrics are best for this style.
- Avoid fabrics with distinctive designs or patterns.
- This valance pattern must be cut across the diagonal weave of the fabric.

INSTALL:

- Designed for use with a decorative rod only.

STANDARDS

- Self-lined and pillowcase constructed.

LIMITATIONS:

- Designed for those situations where just a touch of fabric is all that is needed at the window. Should only be used in those rooms where neither privacy nor light control is required.
- This style does not return to the wall.
- This is a self-lined style, so from the street side the fabric will be visible.
- The long part of this style is 26" to 28" long.
- The minimum width of this style is 36".

Jasmine Valance

PETAL COUNT CHART

Suggested area to cover in inches	up to 48"	48 to 72	72 to 96	96 to 120	120 to 144	144 to 168	168 to 192	192 to 216	216 to 240
Number of petal scarves	3	4	5	6	7	8	9	10	11

Jasmine Valance

C.O.M. RETAIL PRICE

C.O.M. labor prices for **self-lined** valance. This valance can be mounted on a decorative rod only.

Suggested area to cover in inches	36"	48	60	72	84	96	108	120	132	144	156	168	180	192	204	216	228	240
Labor Price	212	250	290	350	406	466	526	582	642	698	758	814	874	934	994	1054	1110	1170

Jasmine Valance

YARDAGE CHART

If fabric has a pattern repeat, add the number of repeats shown at the bottom of the column to determine the total yardage.

(54" fabric)

Suggested area to cover in inches	36"	48	60	72	84	96	108	120	132	144	156	168	180	192	204	216	228	240
Valance Height 26" to 28"	6 yds	6	8	8	10	10	12	12	14	14	16	16	18	18	20	20	22	22
ADD REPEATS	Add 6	Add 6	Add 8	Add 8	Add 10	Add 10	Add 12	Add 12	Add 14	Add 14	Add 16	Add 16	Add 18	Add 18	Add 20	Add 20	Add 22	Add 22

ROD POCKET VALANCE

[Color photos of this style can be found at www.fabritecdesigns.com]



PRICING INFORMATION

- Almost any size valance can be priced from the chart below. For a valance size that falls outside the chart, please call our Sales Services Department.

OPTIONS PRICING

For **additional options** or for **more detailed information** on these options, **see pages 8 - 10.**

	Trim	Banding
Vertical Application (Price per foot of finished height)	N/A	N/A
Horizontal Application (Price per width)	\$69	\$84
<ul style="list-style-type: none"> Banding price is for fabrication and application of banding made from your fabric, or for application of ready-made banding supplied by you. Trim price is for trim application, and does not include trim. 		
Interlining	\$28 per width	

DESIGN APPLICATIONS:

- This is a flat valance that slips over a rod and is then gathered, creating a soft, unstructured look.
- Used in casual settings such as kitchens, breakfast nooks and children's rooms.
- Can be made with a self-ruffle on top for no additional charge.

FABRICS:

- Use light to medium weight fabrics.

FULLNESS:

- The "suggested area to cover" in our price list below will yield appropriate custom fullness. Simply order your valance to the size of the area you wish to cover, and we will do the rest. Or, specify the number of widths you prefer.

INSTALL:

- This style is made as a valance, wider than the area to be covered and then gathered onto the rod to the desired width at the time of installation.

STANDARDS

- Rod pocket on top made to your specifications.
- Optional self-ruffle on top made to your specifications.
- Double 1½" side hems.
- Self-lined unless otherwise specified. If face fabric has a distinctive pattern or design, the valance will be lined with our standard lining.
- Pattern matched at the seams.
- Finished length includes the optional self-ruffle on top.

LIMITATIONS:

- This style will not return to the wall when used with poles that have finials.

Rod Pocket Valance

C.O.M. labor prices for **self-lined** valance. This valance can be mounted on a decorative rod or a curtain rod.

C.O.M. RETAIL PRICE

Number of widths	1	2	3	4	5	6	7	8	9	10
Suggested area to cover in inches	19"	40	62	83	104	125	146	168	189	210
Labor Price	66	128	190	248	304	360	412	462	512	556

Rod Pocket Valance

If fabric has a pattern repeat, add the number of repeats shown at the bottom of the column to determine the total yardage.

YARDAGE CHART

(54" fabric)

Number of widths	1	2	3	4	5	6	7	8	9	10
Suggested area to cover in inches	19"	40	62	83	104	125	146	168	189	210
Height in inches	12"	1 yd	2	3	4	4¾	5¾	6¾	7¾	8½
	18	1½	2¾	4	5¼	6½	7¾	9	10¼	13
	24	1¾	3¼	5	6½	8¼	9¾	11½	13	16¼
ADD REPEATS	Add 0	Add 1	Add 2	Add 3	Add 4	Add 5	Add 6	Add 7	Add 8	Add 9

CAMISOLE VALANCE

[Color photos of this style can be found at www.fabritecdesigns.com]



PRICING INFORMATION

- Almost any size valance can be priced from the chart below. For a valance size that falls outside the chart, please call our Sales Services Department.

OPTIONS PRICING

For **additional options** or for **more detailed information** on these options, **see pages 8 - 10.**

	Trim	Banding
Vertical Application (Price per foot of finished height)	N/A	N/A
Horizontal Application (Price per width)	\$69	\$84
<ul style="list-style-type: none"> • Banding price is for fabrication and application of banding made from your fabric, or for application of ready-made banding supplied by you. • Trim price is for trim application, and does not include trim. 		
Interlining	\$28 per width	

DESIGN APPLICATIONS:

- Designed for use with decorative rods. The thin straps of this style give this valance its distinctive look.
- This style is made as a flat valance, wider than the area to cover and then gathered on the rod to the desired width at the time of installation.
- Works in design applications that lean towards a more casual and relaxed look.

FABRICS:

- Works well in all fabrics.

FULLNESS:

- The “suggested area to cover” in our price list below will yield appropriate custom fullness. Simply order your valance to the size of the area you wish to cover, and we will do the rest. Or, specify the number of widths you prefer.

INSTALL:

- Designed for use with a decorative rod only.
- Made as a flat valance, wider than the area to cover and then gathered on the rod to the desired width at the time of installation.
- The folds of the valance must be created or dressed at the time of installation to achieve the look featured in the drawing.

STANDARDS:

- The straps are ½” wide x 4” long and are spaced 9” to 11” apart.
- Double 1½” top hem and side hems.
- Self-lined unless otherwise specified. If face fabric has a distinctive pattern or design, the valance will be lined with our standard lining.
- Pattern matched at seams.
- Finished length includes the 4” thin straps (tabs) on top, not just the body style.

LIMITATIONS:

- This valance should be at least 12” long. Anything less will have a tendency to look a bit “squat”.
- Unless otherwise specified, this style does not return to the wall.

Camisole Valance

C.O.M. labor prices for **self-lined** valance. This valance can be mounted on a decorative rod or a curtain rod.

C.O.M. RETAIL PRICE

Number of widths	1	2	3	4	5	6	7	8	9	10
Suggested area to cover in inches	24”	51	77	104	130	157	183	210	236	263
Labor Price	82	162	238	312	384	452	516	580	638	696

Camisole Valance

If fabric has a pattern repeat, add the number of repeats shown at the bottom of the column to determine the total yardage.

YARDAGE CHART

(54” fabric)

Number of widths	1	2	3	4	5	6	7	8	9	10
Suggested area to cover in inches	24”	51	77	104	130	157	183	210	236	263
Height in inches	12”	1½ yds	2¾	4	5¼	6¾	8	9¼	10½	11¾
	18	1¾	3½	5	6¾	8¼	10	11½	13¾	16½
	24	2	4	6	8	10	12	14	17¾	19¾
ADD REPEATS	Add 0	Add 1	Add 2	Add 3	Add 4	Add 5	Add 6	Add 7	Add 8	Add 9

TAB TOP VALANCE

[Color photos of this style can be found at www.fabritecdesigns.com]



PRICING INFORMATION

- Almost any size valance can be priced from the chart below. For a valance size that falls outside the chart, please call our Sales Services Department.

OPTIONS PRICING

For **additional options** or for **more detailed information** on these options, **see pages 8 - 10.**

	Trim	Banding
Vertical Application (Price per foot of finished height)	N/A	N/A
Horizontal Application (Price per width)	\$69	\$84
<ul style="list-style-type: none"> Banding price is for fabrication and application of banding made from your fabric, or for application of ready-made banding supplied by you. Trim price is for trim application, and does not include trim. 		
Interlining	\$28 per width	

DESIGN APPLICATIONS:

- This timeless, popular style features 2" fabric tabs that are designed to be used with decorative rods.
- This style is made as a flat valance, wider than the area to cover and then gathered on the rod to the desired width at the time of installation.
- Works in design applications that lean towards a more casual and relaxed look.

FABRICS:

- Works well in all fabrics.

FULLNESS:

- The "suggested area to cover" in our price list below will yield appropriate custom fullness. Simply order your valance to the size of the area you wish to cover, and we will do the rest. Or, specify the number of widths you prefer.

INSTALL:

- Designed for use with a decorative rod only.
- Made as a flat valance, wider than the area to cover and then gathered on the rod to the desired width at the time of installation.
- The folds of the valance must be created or dressed at the time of installation to achieve the look featured in the drawing.

STANDARDS

- The straps are 2" wide x 4" long, spaced 9" to 11" apart.
- Double 1½" top hem and side hems.
- Self-lined unless otherwise specified. If face fabric has a distinctive pattern or design, the valance will be lined with our standard lining.
- Pattern matched at seams.
- Finished length includes the 4" straps (tabs) on top, not just the body style.

LIMITATIONS:

- This valance should be at least 12" long. Anything less will have a tendency to look a bit "squat".
- Unless otherwise specified, this style does not return to the wall.

Tab Top Valance

C.O.M. RETAIL PRICE

C.O.M. labor prices for **self-lined** valance. This valance can be mounted on a decorative rod or a curtain rod.

Number of widths	1	2	3	4	5	6	7	8	9	10
Suggested area to cover in inches	24"	51	77	104	130	157	183	210	236	263
Labor Price	82	162	238	312	384	452	516	580	638	696

Tab Top Valance

YARDAGE CHART

If fabric has a pattern repeat, add the number of repeats shown at the bottom of the column to determine the total yardage.

(54" fabric)

Number of widths	1	2	3	4	5	6	7	8	9	10
Suggested area to cover in inches	24"	51	77	104	130	157	183	210	236	263
Height in inches	12"	1½ yds	2¾	4	5¼	6¾	8	9¼	10½	11¾
	18	1¾	3½	5	6¾	8¼	10	11½	13¾	16½
	24	2	4	6	8	10	12	14	17¾	19¾
ADD REPEATS	Add 0	Add 1	Add 2	Add 3	Add 4	Add 5	Add 6	Add 7	Add 8	Add 9

RING TOP VALANCE

[Color photos of this style can be found at www.fabritecdesigns.com]



PRICING INFORMATION

- Almost any size valance can be priced from the chart below. For a valance size that falls outside the chart, please call our Sales Services Department.

OPTIONS PRICING

For **additional options** or for **more detailed information** on these options, **see pages 8 - 10.**

	Trim	Banding
Vertical Application (Price per foot of finished height)	N/A	N/A
Horizontal Application (Price per width)	\$69	\$84
<ul style="list-style-type: none"> Banding price is for fabrication and application of banding made from your fabric, or for application of ready-made banding supplied by you. Trim price is for trim application, and does not include trim. 		
Hand Sewn Rings	\$14 per ring	
Interlining	\$28 per width	

DESIGN APPLICATIONS:

- A simple flat valance designed for use with decorative rods and rings.
- This style is made as a flat valance, wider than the area to cover and then gathered on the rod to the desired width at the time of installation.
- Works in design applications that lean towards a more casual and relaxed look.

FABRICS:

- Works well in all fabrics.

FULLNESS:

- The "suggested area to cover" in our price list below will yield appropriate custom fullness. Simply order your valance to the size of the area you wish to cover, and we will do the rest. Or, specify the number of widths you prefer.

INSTALL:

- Designed for use with a decorative rod only.
- Made as a flat valance, wider than the area to cover and then gathered on the rod to the desired width at the time of installation.
- The folds of the valance must be created or dressed at the time of installation to achieve the look featured in the drawing.

STANDARDS:

- Includes ring hooks for easy installation onto the rings.
- Double 1½" top hem and side hems.
- Self-lined unless otherwise specified. If face fabric has a distinctive pattern or design, the valance will be lined with our standard lining.
- Pattern matched at seams.

LIMITATIONS:

- Unless otherwise specified, this style does not return to the wall.
- The folds of the valance must be created or dressed at the time of installation to achieve the look featured in the drawing.

Ring Top Valance										RING COUNT CHART
Number of widths	1	2	3	4	5	6	7	8	9	10
Suggested area to cover in inches	24"	51	77	104	130	157	183	210	236	263
Number of rings required	7	12	17	22	27	32	37	42	47	52

Ring Top Valance										C.O.M. RETAIL PRICE
C.O.M. labor prices for self-lined valance. This valance can be mounted on a decorative rod or a curtain rod.										
Number of widths	1	2	3	4	5	6	7	8	9	10
Suggested area to cover in inches	24"	51	77	104	130	157	183	210	236	263
Labor Price	90	176	258	338	418	492	560	628	692	756

Ring Top Valance										YARDAGE CHART (54" fabric)
If fabric has a pattern repeat, add the number of repeats shown at the bottom of the column to determine the total yardage.										
Number of widths	1	2	3	4	5	6	7	8	9	10
Suggested area to cover in inches	24"	51	77	104	130	157	183	210	236	263
Height in inches	12"	1 yd	1¾	2½	3¼	4¼	5	5¾	6½	8¼
	18	1¼	2½	3½	4¾	5¾	7	8	9¼	11½
	24	1½	3	4½	6	7½	9	10½	13¼	14¾
ADD REPEATS	Add 0	Add 1	Add 2	Add 3	Add 4	Add 5	Add 6	Add 7	Add 8	Add 9

GROMMET TOP VALANCE

[Color photos of this style can be found at www.fabritecdesigns.com]



PRICING INFORMATION

- Almost any size valance can be priced from the chart below. For a valance size that falls outside the chart, please call our Sales Services Department.

OPTIONS PRICING

For **additional options** or for **more detailed information** on these options, **see pages 8 - 10.**

	Trim	Banding
Vertical Application (Price per foot of finished height)	N/A	N/A
Horizontal Application (Price per width)	\$69	\$84
<ul style="list-style-type: none"> • Banding price is for fabrication and application of banding made from your fabric, or for application of ready-made banding supplied by you. • Trim price is for trim application, and does not include trim. 		
Interlining	\$28 per width	

DESIGN APPLICATIONS:

- This valance falls into soft rolling folds formed by grommets slipped over a decorative rod. A variety of grommet finishes are available.
- This valance style offers a fresh, contemporary look and will work in a wide variety of design applications.

FABRICS:

- Works well in all fabrics, except sheers.

FULLNESS:

- The “suggested area to cover” in our price list below will yield appropriate custom fullness. Simply order your valance to the size of the area you wish to cover, and we will do the rest. Or, specify the number of widths you prefer.

INSTALL:

- Designed for use with a decorative rod only.
- This valance is made as a flat panel, wider than the area to be covered and then gathered onto the rod to the desired width at the time of installation.

STANDARDS:

- Double 4” headers.
- Double 1½” side hems.
- Self-lined unless otherwise specified. If face fabric has a distinctive pattern or design, the valance will be lined with our standard lining.
- Pattern matched at the seams.
- Includes metal grommets in Antique Brass, Brass, Burnished Copper, Oiled Bronze, English Pewter, Frosted Nickel, Shiny Nickel and Black.
- Special order grommets may incur a surcharge. Call for details.
- Grommet size - OD is 2¾”; ID is 1⅝”.

LIMITATIONS:

- This valance should be at least 12” long. Anything less will have a tendency to look a bit “squat”.

Grommet Top Valance

C.O.M. labor prices for **self-lined** valance. This valance can be mounted on a decorative rod or a curtain rod.

C.O.M. RETAIL PRICE

Number of widths	1	2	3	4	5	6	7	8	9	10
Suggested area to cover in inches	19”	40	62	83	104	125	146	168	189	210
Labor Price	114	224	330	434	534	628	722	810	894	976

Grommet Top Valance

If fabric has a pattern repeat, add the number of repeats shown at the bottom of the column to determine the total yardage.

YARDAGE CHART

(54” fabric)

Number of widths	1	2	3	4	5	6	7	8	9	10
Suggested area to cover in inches	19”	40	62	83	104	125	146	168	189	210
Height in inches	12”	1 yd	2	3	4	4¾	5¾	6¾	7¾	9½
	18	1½	2¾	4	5¼	6½	7¾	9	10¼	13
	24	1¾	3¼	5	6½	8¼	9¾	11½	13	16¼
ADD REPEATS	Add 0	Add 1	Add 2	Add 3	Add 4	Add 5	Add 6	Add 7	Add 8	Add 9

