

## CONTENTS

[RETAIL PRICES :: NOVEMBER 2023]

### GETTING STARTED

Pillows Selection Guide .....	2
How to Price & Order Pillows .....	3
Pillow Order Form.....	4

### PILLOW STYLES & PRICING INFORMATION

Round Pillows .....	3
Square Pillows .....	3
Rectangular Pillows.....	3
Bolster Pillows.....	3

## »PILLOWS SELECTION GUIDE

Pillows are versatile, beautiful accent pieces that can add a designer touch to any room and décor. A visually engaging mix of colors and textures. To help you separate yourself from your competition, we have created an exciting collection of decorative accent pillows. We have 13 styles to choose from—you will never be at a loss for unique, exciting ideas.

### »Round Pillow



1½" Ruffle Edge

### »Square Pillows



Straight Edge



Self-Welt Edge



1½" Ruffle Edge



1½" Flange Edge



Fabric Tie

### »Rectangular Pillows



Straight Edge



Self-Welt Edge



1½" Ruffle Edge



1½" Flange Edge

### »Bolster Pillows



Straight Edge



Self-Welt Edge



3" Ruffle Edge

#### DESIGN APPLICATIONS:

- Light up a room! It's easy. Decorative accent pillows can add color and excitement to any sofa, bed or chair.
- Pillows are an exciting, simple, inexpensive way to differentiate yourself from the competition.

#### FABRICS:

- Works well with all types of fabrics.

#### STANDARDS:

- Includes a high quality 10/90 duck down/feather pillow form. Perfect for sculpting. Can be substituted with angel hair polyester for a hypo-allergenic option.
- Fabric patterns will be positioned to their best effect on the pillow.
- Covers are removable. Zipper is included and placed on the bottom edge of the pillow.

# HOW TO PRICE PILLOWS

## STEP 1: Select style and edge design.

Select pillow from the photo gallery on the facing page.

## STEP 2: Determine price and yardage requirements.

Refer to the table below. Find the row for the pillow type you have chosen. Then find the column for the edge design you have selected. The coordinate at the intersection of the two will contain the price, and the yardage requirement.

# TO ORDER














## STEP 3: Complete our order form for the best service.

Fill in the pillow order form located on page 4. For more order forms, copy the ones found in this book, or call our Sales Services Department for a supply.

## STEP 4: Send us your order.

### NOTE: RUSH ORDERS

Add 25%.

Pillows		C.O.M. RETAIL PRICE				
C.O.M. labor prices below include everything <b>except the fabric.</b>						
EDGE DESIGNS						
PILLOW TYPES		Price/Yardage	Straight Edge	Self-Welt Edge	Ruffle Edge	Flange Edge
Round 16"		Price	N/A	N/A	248	N/A
		Yardage	N/A	N/A	2¼ YD	N/A
Round 18"		Price	N/A	N/A	266	N/A
		Yardage	N/A	N/A	2½ YD	N/A
Square 18" x 18"		Price	182	254	254	220
		Yardage	1 YD	1½ YD	2 YD	1½ YD
Square 22" x 22"		Price	204	282	282	242
		Yardage	1 YD	1½ YD	2 YD	1½ YD
Fabric Tie 18" x 18"		Price	206	N/A	N/A	N/A
		Yardage	1½ YD	N/A	N/A	N/A
Fabric Tie 22" x 22"		Price	230	N/A	N/A	N/A
		Yardage	1½ YD	N/A	N/A	N/A
Rectangular 23" x 13"		Price	188	260	260	226
		Yardage	¾ YD	1¼ YD	1¾ YD	1½ YD
Bolster 17" x 7"		Price	226	244	244	N/A
		Yardage	¾ YD	1¼ YD	2 YD	N/A
Bolster 39" x 9"		Price	436	462	462	N/A
		Yardage	1¼ YD	1¾ YD	2½ YD	N/A



Fabritec, LLC.  
7531 Coldwater Canyon Avenue | North Hollywood | CA | 91605  
tel 800.828.2500 (toll-free) or 818.503.8300 | fax 818.503.8360

# C.O.M. Pillow Order Form

Account #	Account Name	
Address		
City/State/ZIP		
Phone	Fax	
Ordered By	P.O. #	
Date Ordered	Date Needed	Acct. Mgr.

Ship To	Attention
Address	
City/State/ZIP	
Sidemark	
Phone	
Ship Via	<input type="checkbox"/> Will Call <input type="checkbox"/> Standard <input type="checkbox"/> 2-Day <input type="checkbox"/> Overnight

A fully completed order form is required before manufacturing can begin. All orders confirmed in writing.

Line No.	Room ID	Pillow Styles	Qty	Size	Pillow Options					Pillow Form	
					Straight Edge	Self-Welt Edge	Ruffle Edge	Flange Edge	Fabric Tie	STANDARD	OPTION
1.										Duck Down	Polyester
2.											
3.											
4.											
5.											
6.											

FABRIC INFORMATION					
Line No.	Company	Pattern	Color	Fabric Width	H. Repeat

Line No.	ACCENT FABRIC DETAILS (Contrasting Welts, Bands, Overlays, Fabrics etc.)		
	Company	Pattern	Color

SPECIAL INSTRUCTIONS:



Pillows

