

## CONTENTS

[RETAIL PRICES :: NOVEMBER 2023]

### GETTING STARTED

|   |    |
|---|----|
| Draperies Selection Guide .....                     | 2  |
| How to Price & Order Draperies .....                | 4  |
| How to Use our Yardage Chart .....                  | 5  |
| Options Pricing for Draperies .....                 | 6  |
| How to Measure for Draperies .....                  | 8  |
| Basic Drapery Terminology .....                     | 10 |
| How to Figure the Finished Width of a Drapery ..... | 12 |
| Drapery Order Form .....                            | 13 |

### DRAPERY STYLES & PRICING INFORMATION

|                                     |    |
|-------------------------------------|----|
| French Pleat Drapery .....          | 16 |
| Euro Pleat Drapery .....            | 18 |
| Barcelona Pleat Drapery .....       | 20 |
| Roman Pleat Drapery .....           | 22 |
| Champagne Pleat Drapery .....       | 24 |
| Tudor Pleat Drapery .....           | 26 |
| Continental Pleat Drapery .....     | 28 |
| Camisole Drapery .....              | 30 |
| Tab Top Drapery .....               | 32 |
| Tuck Top Drapery .....              | 34 |
| Ring Top Drapery .....              | 36 |
| Cuff Top Drapery .....              | 38 |
| Grommet Top Drapery .....           | 40 |
| Rod Pocket Drapery .....            | 42 |
| Rod Top & Bottom (RTB) Panels ..... | 44 |
| Hourglass (RTB) Panels .....        | 44 |
| Ripplefold Drapery .....            | 46 |
| Tiebands & Rosettes .....           | 48 |

## » DRAPERIES SELECTION GUIDE

[Color photos of all these styles can be found at [www.fabritecdesigns.com](http://www.fabritecdesigns.com)]



**FRENCH PLEAT DRAPERY**

[See page 16]

The classic French Pleat Panel is the most traditional of our panel styles.



**EURO PLEAT DRAPERY**

[See page 18]

A contemporary version of the classic, French pleat drapery, pinched at the top rather than the bottom.



**BARCELONA PLEAT DRAPERY**

[See page 20]

This style merges two great classics—the French Pleat and the Euro Pleat. It has two tacks per pleat, one at the top and one at the base of the pleat.



**ROMAN PLEAT DRAPERY**

[See page 22]

This style is tailored at the top with a rear facing pleat. As the fabric falls towards the floor, it billows out to form billowy folds of fabric.



**CHAMPAGNE PLEAT DRAPERY**

[See page 24]

This style takes its inspiration from the graceful shape of a champagne flute.



**TUDOR PLEAT DRAPERY**

[See page 26]

A contemporary version of the classic French Pleat drapery. A high-end look with a variety of design applications.



**CONTINENTAL PLEAT DRAPERY**

[See page 28]

This style is a contemporary merging of two great classics! A simple French pleat tucked between Roman pleats.



**CAMISOLE DRAPERY**

[See page 30]

The thin straps of this panel give the Camisole its distinctive look.



**TAB TOP DRAPERY**

[See page 32]

This handsome panel features classic wide tabs designed for use with a decorative rod.

## »DRAPERIES SELECTION GUIDE *(continued)*

[Color photos of all these styles can be found at [www.fabritecdesigns.com](http://www.fabritecdesigns.com)]



**TUCK TOP DRAPERY**

[See page 34]

This simple panel offers an understated look, and is very much at home in casual, relaxed rooms.



**RING TOP DRAPERY**

[See page 36]

A simple flat panel designed for use with decorative rods and rings.



**CUFF TOP DRAPERY**

[See page 38]

A simple elegant style for formal or casual settings. This drapery is unstructured and hangs in loose, free flowing folds.



**GROMMET TOP DRAPERY**

[See page 40]

This panel falls into soft rolling folds formed by grommets slipped over a decorative rod.



**ROD POCKET DRAPERY**

[See page 42]


A stationary panel that is slipped over a rod and gathered. Creates a soft, unstructured drapery.



**ROD TOP & BOTTOM (RTB) PANEL**

[See page 44]

Normally used on French doors, doors with windows or on sidelight windows. These panels are gathered onto rods at both the top and the bottom.



**HOURLASS RTB PANEL**

[See page 44]

A variation on the RTB panel. The Hourglass RTB panel is gathered at both top and bottom and is pulled together in the middle with a fabric tieband.



**RIPPLEFOLD DRAPERY**

[See page 46]

A high-end look, ideal for contemporary or modern rooms.



Straight Tieband

Shaped Tieband

Shirred Welt



Faux Bow Tieband

Ruffle Tieband

Rosettes

**TIEBANDS & ROSETTES**

[See page 48]

Tiebands and Rosettes add a bit of character to the window. Tiebands are used in situations where the drapery is tied back and planned as a stationary application.

## HOW TO PRICE DRAPERIES

### STEP 1: Select Drapery Style.

See the Selection Guide on the previous two pages for style ideas and an overview of our standard offering. When you find a style you like, the Selection Guide will point you to the page devoted to that style, where you will find more information and pricing.

If you don't see what you want, call our Sales Services Department for further suggestions and help. Also, for helpful hints on what else to consider before making final style and fabric selections, see our Drapery Measuring Instructions on page 8.

### STEP 2: Measure Drapery.

See page 8 for measuring instructions and helpful hints. Also, see "Basic Drapery Terminology" on page 10. These sections contain details and information you may need to consider before pricing and ordering your drapery panels.

### STEP 3: Select Fabric and Determine Yardage.

Whether you purchase our fabric, or provide your own fabric, you will need to make your selection and determine the number of yards required to finish pricing. A yardage chart to help you figure the yardage for the style you select is included in the pages devoted to that style.

### STEP 4: Select Options.

For easier pricing, the most popular options for customizing a given style are included on the pages devoted to that style. For a complete list of options, and detailed information on them, see pages 6 - 7.

For MOTORIZATION, or for options not featured in our price list, call our Sales Services Department.

### STEP 5: Price Drapery.

Turn to the pricing page for the style you have chosen. To determine the total price of your drapery, simply add the labor price from our price list, the price of the fabric, and the price of any options. (Note: Labor prices for lined draperies include our linings.)

## TO ORDER

### STEP 6: Complete our order form for the best service.

You can save lots of time and hassle, and avoid playing phone tag, by using our order form. It is a complete checklist of every question that must be answered in order for us to process your order.

NOTE: Our Drapery Order Form can be found on page 13.

### STEP 7: Send us your order.

### NOTE: RUSH ORDERS

**Add 25%.**

## HOW TO USE OUR YARDAGE CHART

### To determine fabric yardage for draperies

**EXAMPLE:** Assuming the following specifications

| Pair or Panel | Fabric Width | Vertical Repeat | Area to Cover | x | Drapery Height |
|---------------|--------------|-----------------|---------------|---|----------------|
| PAIR          | 54"          | 27"             | 60"           | x | 86"            |

Start in the top left corner of the chart, selecting the line for pair or panel as needed. Read across the columns to find the column that includes the width of your drapery. Area to Cover: **60"**

Next, locate the height **closest** to the height of your drapery. Drapery height: **86"**

The number at the intersection of the grey lines is the number of yards required for your drapery. In this case: **12¼ Yards**

If your fabric has a pattern, add the number of pattern repeats shown at the bottom of the column. In this case:

Add 3 vertical repeats or 81"  
(3 x 27" = 81")

Round up to the nearest ½ yard and add that amount. In this case: **2½ yards**

**Total yardage required: 14¼ Yards**

#### EURO PLEAT DRAPERY

If your fabric has a pattern repeat, add the number of repeats shown at the bottom of the column to determine the total yardage.

#### YARDAGE CHART (for 54" fabric)

| Number of widths                  | 1      | 2     | 3     | 4     | 5     | 6     | 7     | 8     | 9     | 10    |
|-----------------------------------|--------|-------|-------|-------|-------|-------|-------|-------|-------|-------|
| Suggested area to cover in inches | Panel  | 37    | 58    | 79    | 101   | 122   | 143   | 164   | 185   | 207   |
| Pair                              | 16"    | 27    | 48    | 70    | 91    | 112   | 133   | 155   | 175   | 197   |
| DRAPERY HEIGHT                    |        |       |       |       |       |       |       |       |       |       |
| 36"                               | 1¾ YDS | 3½    | 5¼    | 7     | 8¾    | 10½   | 12¼   | 14    | 15¾   | 17½   |
| 42                                | 2      | 3¾    | 5¾    | 7¾    | 9½    | 11½   | 13½   | 15¼   | 17¼   | 19¼   |
| 48                                | 2      | 4¼    | 6¼    | 8¼    | 10½   | 12½   | 14½   | 16¾   | 18¾   | 20¾   |
| 54                                | 2½     | 4½    | 6¾    | 9     | 11¼   | 13½   | 15¾   | 18    | 20¼   | 22½   |
| 60                                | 2½     | 4¾    | 7¼    | 9¾    | 12    | 14½   | 17    | 19¼   | 21¾   | 24¼   |
| 66                                | 2½     | 5¼    | 7¾    | 10¼   | 13    | 15½   | 18    | 20¾   | 23¼   | 25¾   |
| 72                                | 2¾     | 5½    | 8¼    | 11    | 13¾   | 16½   | 19¼   | 22    | 24¾   | 27½   |
| 78                                | 3      | 5¾    | 8¾    | 11¾   | 14½   | 17½   | 20½   | 23¼   | 26¼   | 29¼   |
| 84                                | 3      | 6¼    | 9¼    | 12¼   | 15½   | 18½   | 21½   | 24¾   | 27¾   | 30¾   |
| 90                                | 3¼     | 6½    | 9¾    | 13    | 16¼   | 19½   | 22¾   | 26    | 29¼   | 32½   |
| 96                                | 3½     | 6¾    | 10¼   | 13¾   | 17    | 20½   | 24    | 27¼   | 30¾   | 34¼   |
| 102                               | 3½     | 7¼    | 10¾   | 14¼   | 18    | 21½   | 25    | 28¾   | 32¼   | 35¾   |
| 108                               | 3¾     | 7½    | 11¼   | 15    | 18¾   | 22½   | 26¼   | 30    | 33¾   | 37½   |
| 114                               | 4      | 7¾    | 11¾   | 15¾   | 19½   | 23½   | 27½   | 31¼   | 35¼   | 39¼   |
| 120                               | 4      | 8¼    | 12¼   | 16¼   | 20½   | 24½   | 28½   | 32¾   | 36¾   | 40¾   |
| 126                               | 4¼     | 8½    | 12¾   | 17    | 21¼   | 25½   | 29¾   | 34    | 38¼   | 42½   |
| 132                               | 4½     | 8¾    | 13¼   | 17¾   | 22    | 26½   | 31    | 35¼   | 39¾   | 44¼   |
| 138                               | 4½     | 9¼    | 13¾   | 18¼   | 23    | 27½   | 32    | 36¾   | 41¼   | 45¾   |
| 144                               | 4¾     | 9½    | 14¼   | 19    | 23¾   | 28½   | 33¼   | 38    | 42¾   | 47½   |
| ADD REPEATS                       | Add 0  | Add 1 | Add 2 | Add 3 | Add 4 | Add 5 | Add 6 | Add 7 | Add 8 | Add 9 |

If your fabric has a large horizontal repeat, call our **Sales Services Department** to verify yardage.

**NOTE:** Supply fabric and lining rolled on a tube, not folded. Excessively wrinkled fabrics may not be usable.

## OPTIONS PRICING FOR DRAPERIES

### CUSTOM ITEMS

#### Trim (ready-made fringes, brushes, bullions, etc)

Trim and Banding pricing can be found in the pricing section for each style. Trim price is for application only and does not include the cost of the trim. Please call for yardage requirements.

#### Banding

Banding pricing can be found in the pricing section for each style. Banding price is for fabrication and application of banding made from fabric or for application of ready-made banding and does not include the cost of the material.

Please call for yardage requirements. Yardage will depend on how the fabric for the banding is cut.

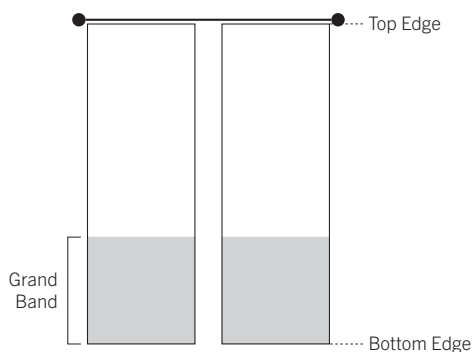
- **STRAIGHT CUT:** The banding is cut from the fabric by cutting across the width of the fabric. It will usually take less yardage than other methods. However, if the banding is longer than the width of the fabric from which it is cut, the banding will have one or more seams.
- **RAILROAD CUT:** The banding is cut down the length of the fabric. There will be no seams, but it will usually require more yardage.
- **BIAS CUT:** The banding is cut across the diagonal length of the fabric. Bias cut is used with certain fabrics, such as stripes, in order to effectively show the pattern or colors. Yardage will usually fall somewhere between a straight cut and a railroad cut.

#### Grand Band

A Grand Band is an oversized band of contrasting fabric, typically 20" to 24" high on the bottom or top of the drapery.

Please use care when selecting the grand band fabric as the two materials need to be compatible to minimize the potential for flaring.

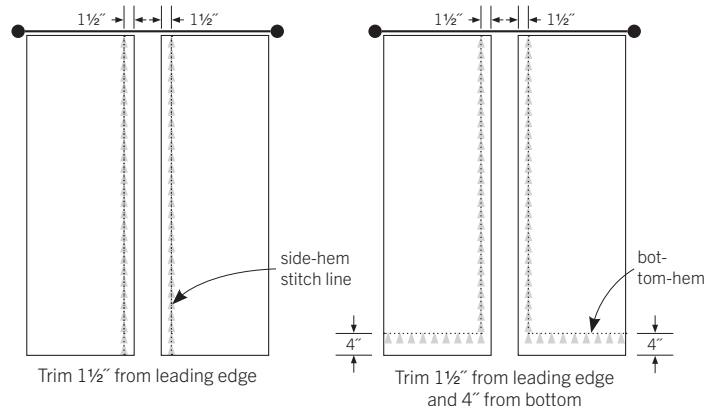
**\$54.00 per width.**



#### Trim and Banding Application

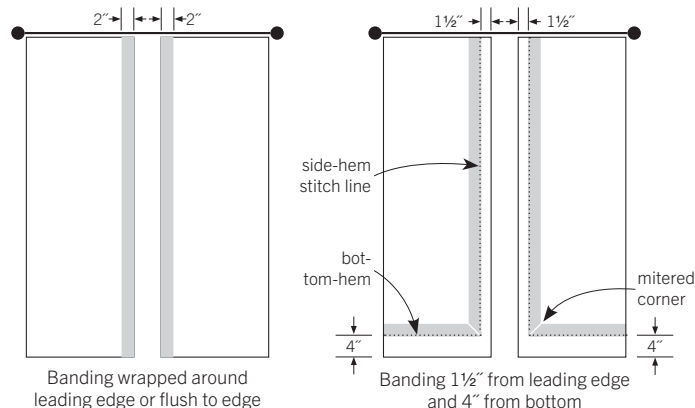
There are a number of ways in which trim and banding can be applied as illustrated in the column to your right.

**Trim** is typically placed along the side-hem stitch line (1½" from the leading edge) when applied vertically, and along the bottom-hem stitch line (4" from the bottom edge) when applied horizontally, as illustrated in the next column. Trim can also be applied on the leading edge of the drapery.



**Banding** is either wrapped around or applied flush to the leading edge, as specified by you, or applied along the side-hem stitch line and bottom-hem stitch line, as illustrated below.

When applied to both the bottom and sides, the banding will be mitered at the intersection for a clean, custom look.



#### Memory Stitching

Memory stitching is used at the bottom backside of a pleated drapery to maintain the shape of the pleats. A thread, which is sewn from one pleat to the next, prevents the pleats from billowing. Memory stitching is used most often on sheers and other fabrics such as 100% polyester that are difficult to shape and control. **\$25.00 per width.**

#### Shot Tape

Shot tape is a chain weight that provides an even weight and stability across the bottom of a drapery panel. It looks something like a string of small beads encased in a web sleeve, and is used primarily to add weight to very light, sheer fabrics.

**\$13.00 per width.**

#### Drapery Pins or Ring Hooks

Pin hooks or ring hooks, as needed, are included in our pricing.

There is **no extra charge.**

## OPTIONS PRICING FOR DRAPERIES

### CUSTOM ITEMS *(continued)*

#### Hand Sewn Rings

Pricing is for labor only and does not include the rings. The pricing page for each style includes a ring chart, which will give you the number of rings required. **\$14.00 per ring.**

#### Seam Fold or Fan Fold

Unless otherwise specified, all draperies will be seam folded (i.e. folded seam to seam and shipped flat). We strongly recommend that you order your drapery seam folded, which is our standard, and have your installer hand dress the pleats on site. This will give you a much nicer finished product, and is much preferred by professional drapery installers.

Fan folding (i.e. folded pleat to pleat, and shipped already pleated) creases drapery at the pleats, which makes them far less attractive than the soft, rounded pleats that can be achieved with hand dressing. Either way, there is **no additional charge.**

#### Face the Bottom Hem

Occasionally, fabric suppliers run short on the ordered or requested yardage. We can make up for this shortage by adding a piece of lining up to 7" long to replace the face fabric that would otherwise be used for the hems. **\$42.00 per width.**

#### Hook and Loop Draperies

Occasionally, drapery panels are stationary design elements that do not need to be opened or closed. For these non-functional applications, hook and loop (*non-branded Velcro*) can be sewn along the top edge of the drapery. The loop side of the tape will be attached to the drapery and the hook side of the tape will be sent together with your draperies for installation at the job site.

**\$50.00 per width.**

#### Special Pleating

The pleats on our draperies are marked with an industry standard pleating machine. Any pleating configuration requested outside of this standard will incur a width surcharge. **Add \$30.00 per width.**

#### French Seam

A seam where the raw edges of the cloth are completely covered by sewing them together creating a very neat, clean and elegant seam finish. Ideal for lightweight fabrics. **Add 15%.**

#### Cut Outs

Sometimes it is necessary to "cut out" or remove a corner of a drapery panel to allow for obstructions, such as air conditioners or fireplace hearths.

Please submit a drawing with dimensions when ordering. If you need help, call our Sales Services Department.

**\$104.00 per cut out.**

#### Slant Top Draperies

For pleated draperies, **add 50%.**

For unpleated draperies, **add 25%.**

### Drapery Batons or Rods

This simple window accessory allows you to gently open and close your draperies without tugging on the fabric directly. The rod gently moves the drapery into place, lowering the risk of ripping the fabric or soiling the material due to the natural oils in your skin.

| BATONS          |                |                |                |
|-----------------|----------------|----------------|----------------|
| Length of Baton | 36"            | 48"            | 72"            |
| Price           | <b>\$20.00</b> | <b>\$22.00</b> | <b>\$29.00</b> |

### Reversible Drapery Option

Reversible draperies can give you the best of both worlds. They create a lovely look for your windows from the outside of your home. All reversible draperies will be pillowcased; front and back fabrics will be hemmed separately. **Add 25%.**

### Linings

**Our Standard lining** is a 50% polyester, 50% cotton, premium quality, high thread count, warp sateen material that is wrinkle resistant, water repellant, and very durable.

**Our Blackout lining** is a 100% cotton, soft, supple material with a velvet-like feel. Because of these qualities, pin holes that admit small amounts of light—an inherent problem with blackout materials—will be smaller and less noticeable.

**Our Interlining** is a 100% cotton, double-napped 5 oz material. Interlining gives shades a beautiful, luxurious look when used with lightweight fabrics such as silk.

**Pillowcase Lining:** The face fabric and lining are seamed together, then turned and pressed so the seam becomes the very edge of the item. This gives the drapery a seamless, finished, luxurious look. Note: The fabric and lining will have separate bottom hems.

**Price as a regular drapery and add 40%.**

### Bed Sheets

Bed sheets pose many problems. They are lightweight and flimsy compared to window covering fabrics. Patterns at the seams cannot be matched. They are inconsistent in color and pattern placement, and they are limited in size. In addition, packaging fold lines often cannot be ironed out.

We will make every effort to produce a quality product, but you must take these factors into consideration. **\$110.00 per sheet.**

### Fire Retardant

Not available from us. Fabric must be treated prior to our receipt.

### Laminations

Not available from us. Fabric must be laminated prior to our receipt.

### Difficult Fabrics

It depends on the style into which the fabric is being made. In general, be alert to the possibility of an extra charge for the following types of fabrics: sheers, laces, plaids, velvets, heavy upholstery weight fabrics, geometric prints, horizontal stripes and loosely woven fabrics.

**Add 30%.**

Note: Some fabric patterns with horizontal lines and squares may not match or line up exactly due to fabric grain, give or stretch.

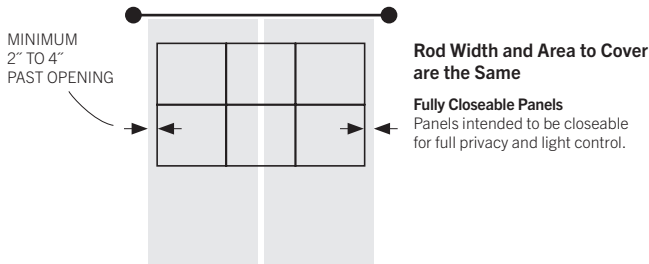
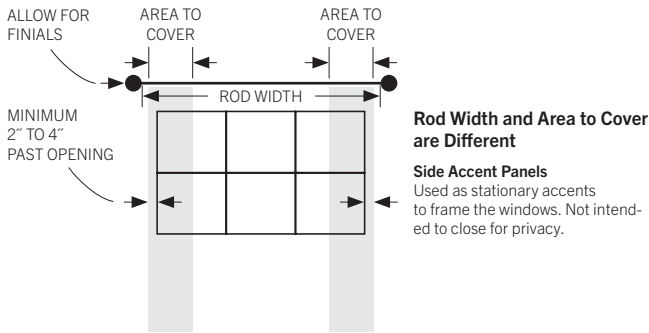


# HOW TO MEASURE FOR DRAPERIES (IT'S EASIER THAN IT LOOKS. READ BELOW.)

## Measure the width and height of a drapery panel as follows:

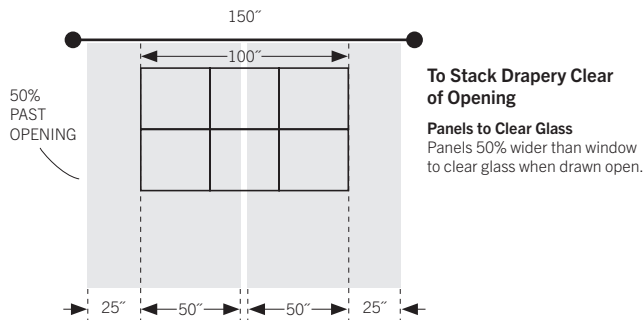
### STEP 1: Determine the rod width and area to cover.

Decide how far past the opening the drapery should go. The minimum is typically 2" to 4" on each side, unless there is an obstruction. When using decorative hardware, be sure there is enough clearance on each side to allow for the finials.

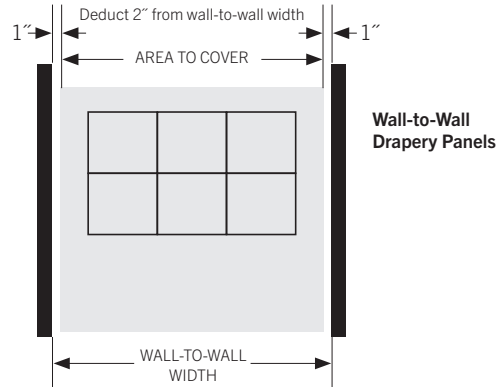


Where possible, draperies are often made wider than the glass width to allow room for the fabric to stack off the glass when they are open.

As a rule of thumb, draperies stack in approximately one-third of their width (a little more for heavy fabric, a little less for sheers and lightweight fabric). Therefore, in order to allow sufficient stacking space to clear the glass area, measure for the panels to be 50% wider than the opening (see illustration below).

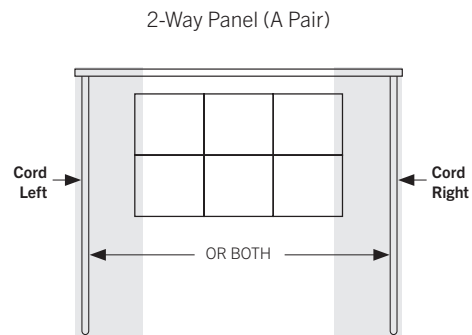
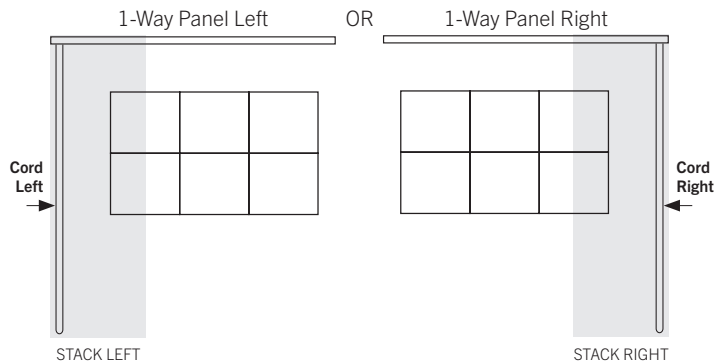


If the drapery is intended to cover a wall-to-wall area, measure the area to be covered at the height where the rod will be located (not at the floor). Deduct 2" from this measurement to determine the area to be covered by the panels. When installing a decorative rod from wall to wall, finials are generally not used. If you do use them, be sure to make an additional allowance for them.



### STEP 2: Determine direction of draw, and stack location.

Looking at the opening to be covered, decide whether the drapery should open from the middle and stack on both sides of the opening, or whether it should draw toward, and stack, on one side or the other (left or right, facing the opening).

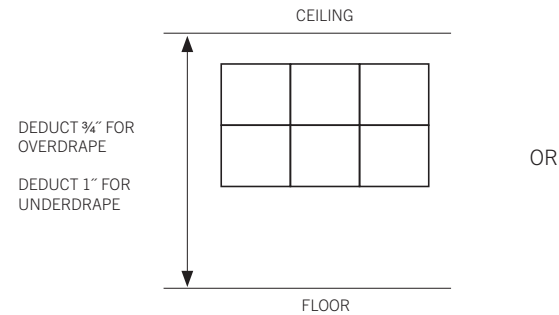


**STACK LEFT AND RIGHT:** When your drapery is a pair of moveable (traversing) panels, the cord can be on the left, or on the right, or both. (Two cords, left and right, are usually used only on very large pairs of drapery panels that are too heavy to pull with one cord.)

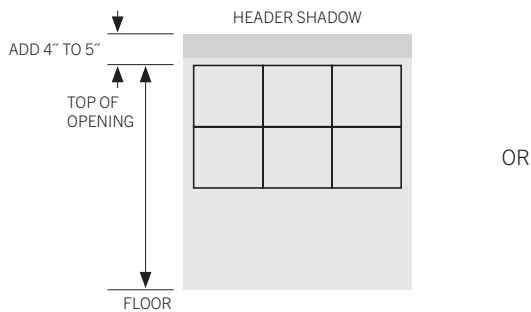


**STEP 3: Determine the height of the drapery panel.**

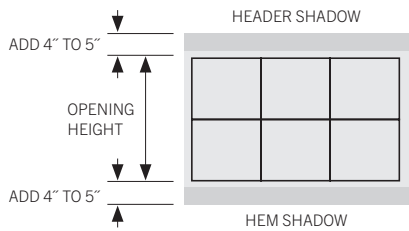
**Floor to Ceiling:** Measure the distance from floor to ceiling at the tightest (shortest) point. (Allow for acoustic ceiling unevenness, carpet pile, or other unevenness.) For an overdrap (the front layer in a two-layer drapery treatment), deduct ¾" for operating clearance. For an underdrap, deduct 1".



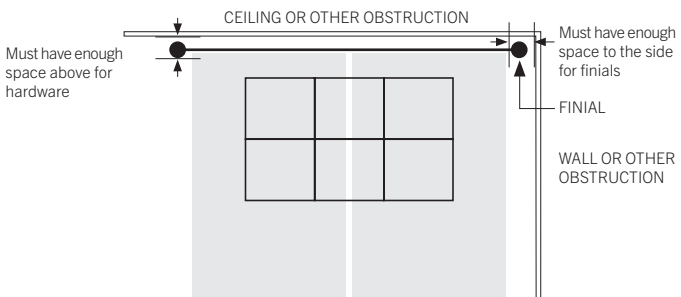
**Top of Opening to Floor:** Measure the distance from the top of the opening to the floor. Add 4" to 5" in order to avoid a shadow line created by the header, and to allow sufficient wall space above the opening for the rod brackets.



**Above and Below Opening:** Measure the opening height and add 8" to 10" in order to avoid shadow lines created by the header and the bottom hem. (The bottom of the header should be above the opening and the top of the bottom hem should be below the opening.)



If using decorative drapery hardware, the drapery will hang below the rod and rings. Be sure there is enough wall space above the top of the drapery for the decorative hardware, and enough wall space to the sides to allow for the finials.



**NOTE: Loss of height caused by decorative rod thickness.**

Panels with pockets, tabs, etc., that slip over a decorative rod, lose height because of the thickness of the rod. Use the table below to determine how much you should add to adjust for this loss. For example, if you are ordering a rod pocket panel for a ¾" rod, and you want an 84" high panel, add ½", as indicated in the table, and order an 84½" panel to end up with a net height of 84".

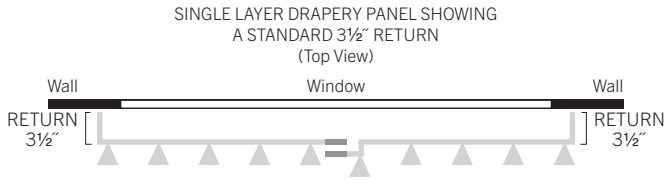
| HEIGHT REDUCTION ALLOWANCE FOR PANELS |   |                             |      |      |    |                       |      |
|---------------------------------------|---|-----------------------------|------|------|----|-----------------------|------|
| ROD STYLES                            | Sash/Curtain Rods   | Wood/Metal Poles, PVC Pipes |      |      |    | Flat/Continental Rods |      |
| Diameter size                         | ¾"  | 1 3⁄8"                      | 1 ½" | 2"   | 3" | 2 ½"                  | 4 ½" |
| PANEL STYLES                          | (Height of a given panel will be reduced by the amount shown below) |                             |      |      |    |                       |      |
| Rod Pocket Panel                      | ½"  | 7⁄8"                        | 1"   | 1 ½" | 2" | ½"                    | ½"   |
| Tab Top Panel                         | ½"  | 5⁄8"                        | 5⁄8" | 1"   | 2" | ½"                    | ½"   |
| Camisole Panel                        | ½"  | 5⁄8"                        | 5⁄8" | 1"   | 2" | ½"                    | ½"   |

**NOTE: Typical Rod Pocket and Ruffle Sizes**

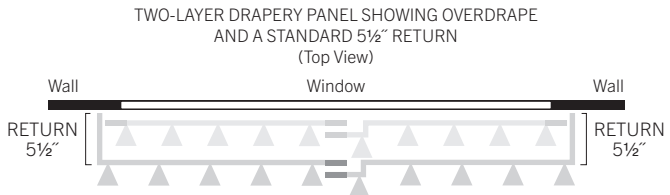
| TYPICAL ROD POCKET AND RUFFLE SIZES |                   |                             |      |    |      |                       |      |
|-------------------------------------|-------------------|-----------------------------|------|----|------|-----------------------|------|
| ROD STYLES                          | Sash/Curtain Rods | Wood/Metal Poles, PVC Pipes |      |    |      | Flat/Continental Rods |      |
| Diameter size                       | ¾"                | 1 3⁄8"                      | 1 ½" | 2" | 3"   | 2 ½"                  | 4 ½" |
| Pocket Size (typical)               | 1 ½"              | 3"                          | 3"   | 4" | 6 ½" | 3 ½"                  | 5 ½" |
| Pocket Size (thick, full fabric)    | 2"                | 3 ½"                        | 3 ½" | 5" | 7 ½" | 4 ½"                  | 6 ½" |
| Ruffle Size (typical)               | 1 ½"              | 3"                          | 3"   | 4" | 5"   | 2"                    | 3"   |

**STEP 4: Determine drapery panel return size.** (Drapery panel return size is the distance the panel must "return" to the wall.)

The standard return for a single-layer drapery panel is 3½".



The standard return for an "overdrap", the front layer in a two-layer drapery treatment is 5½". The "underdrap", or rear layer, in a two-layer drapery treatment, does not require returns.

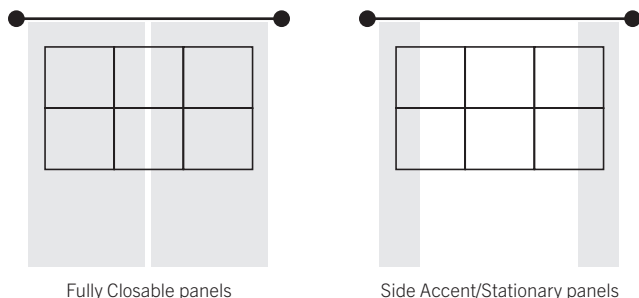


## BASIC DRAPERY TERMINOLOGY

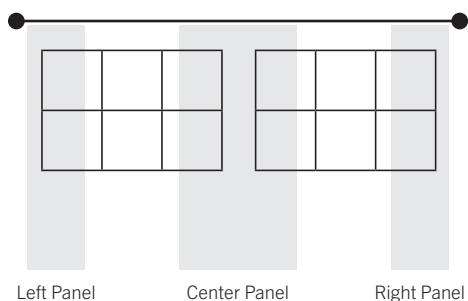
The following terms are commonly used by drapery professionals and are very useful in discussing and ordering custom made draperies. If you don't already know these terms, you should find the following very helpful.

**C.O.M.** stands for "Customer's Own Material". This term is used for any materials supplied by you (usually applied to fabric, but can be anything).

**A PAIR** (sometimes called a **SPLIT-DRAW**), is two drapery panels on the same rod that open to the left and right from the middle. A pair can also be a pair (left and right) of stationary side panels.



**A PANEL** (sometimes called a **ONE-WAY DRAW**) is a single panel that opens in one direction only, rather than from the center. A panel that opens and stacks to the left is called a *One-Way Left Panel*, and a panel that opens and stacks on the right is called a *One-Way Right Panel*. Occasionally, there is a need for a *Center Panel* to cover or accent the space between two windows.

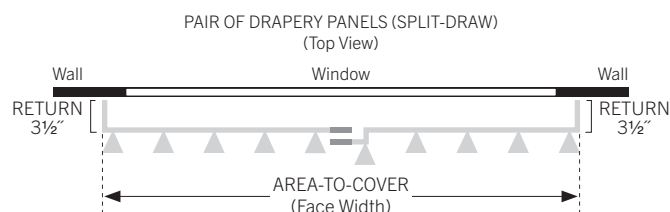


A **TWO-LAYER** drapery is a drapery window treatment with two layers of drapery, one behind the other.

An **Overdrape** is the front layer in a two-layer drapery treatment.

An **Underdrape** is the rear layer in a two-layer drapery treatment.

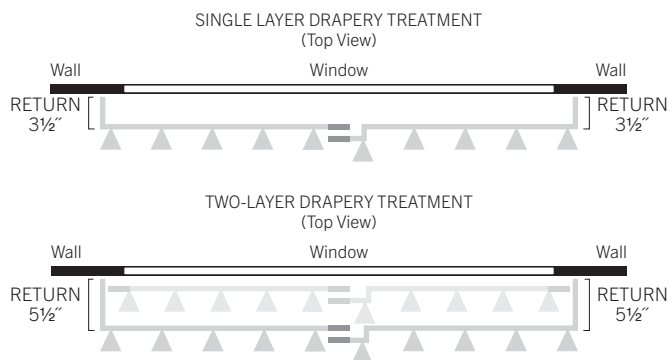
The **AREA-TO-COVER** is the **FACE WIDTH** of a finished drapery panel.



The **RETURN** is the distance a drapery must "return" to the wall to cover the gap at the end of the drapery created by the distance of the drapery from the wall.

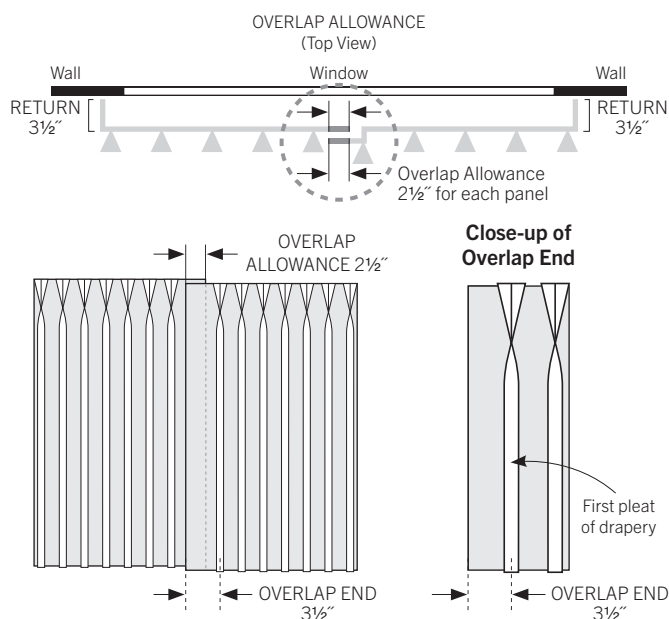
- The standard return for a single-layer drapery is 3 1/2".
- The standard return for the overdrape in a two-layer drapery is 5 1/2".
- The underdrape in a two-layer drapery does not require returns.

**RETURN END:** The end of a drapery panel that returns to the wall is referred to as the return end.



The **OVERLAP ALLOWANCE** is the amount of additional width added to a pair of draperies so that the left and right panels in the pair can overlap each other in the center. The overlap allowance, which is always 2 1/2" for each of the panels, left and right, ensures privacy and light control.

**OVERLAP END:** The end of a drapery panel that overlaps is called the overlap end.



**NOTE:** Do not confuse the *overlap allowance* with the *overlap end*. The overlap allowance, as stated above is always 2 1/2". However, the overlap end is always 3 1/2". Each of these terms refers to something altogether different than the other. See illustrations above.

**NOTE:** One-way panels do not include an overlap allowance, as there is no need. Nevertheless, the end opposite the return end is still referred to as the overlap end.

## BASIC DRAPERY TERMINOLOGY

**A CONTINUOUS-TENSION TRAVERSE ROD** is a typical drapery rod that includes a cord attached to a spring pulley that keeps the cord under “continuous tension”. The cord is also attached to the “master glides” that pull the draperies open and closed. The drapery is opened or closed by pulling on the cord. The drapery can be opened or closed to any position and it will stay in that position because of the continuous tension.

Standard white traverse rods almost always include a continuous-tension cord system. Decorative rods and poles can include such a system, but often do not.

Drapery panels that are not controlled by a continuous-tension cord are opened and closed by hand, and because they have no cord tension to hold them in place, when they are pulled to a closed position, they have a tendency to “spring back” in the direction from which they were pulled. In such a situation, a “spring-back allowance” is required (see below).

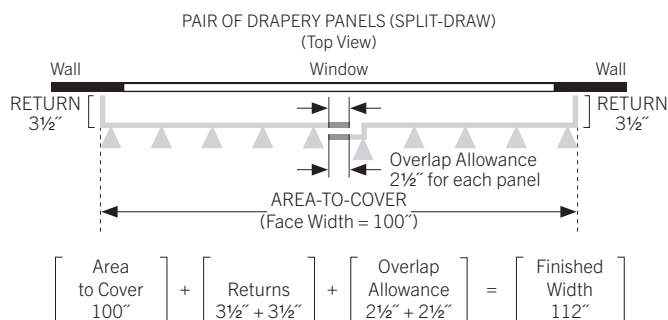
NOTE: There are millions of continuous-tension pulley systems in use. However, they are currently being phased out, because it is believed that they pose a risk of injury to children. As a result, the need for a spring-back allowance is becoming increasingly common (see below).

**A SPRING-BACK ALLOWANCE** is additional width added to a drapery panel to overcome the “spring-back” tendency of a drapery that is not under continuous tension.

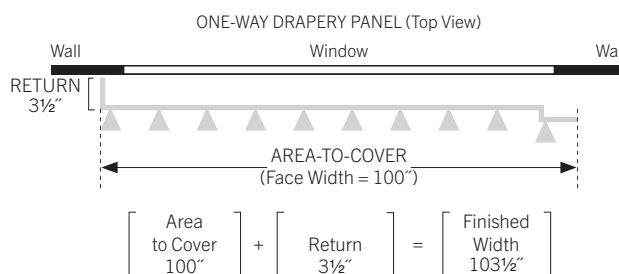
NOTE: When placing your order, if your panel is not under continuous tension, and it opens and closes (i.e. it is not stationary), specify that you need a spring-back allowance. We will add to the finished width as needed.

The **FINISHED WIDTH** or **PLEAT-TO** of a drapery is the total width a drapery is “pleated to” including its returns and overlap allowance (if any) and spring-back allowance (if any).

For a pair of drapery panels, the *Finished Width*, or *Pleat-To*, is the sum of the area-to-cover plus the returns and overlaps. (Note: When necessary, Finished Width also includes a spring-back allowance.)



For a one-way drapery panel, the “finished width or pleat-to” is the total of the rod width and the return.



**NOTE:** For your convenience and ease of ordering, if you supply us with the area-to-cover, tell us whether the drapery is a pair or a panel and what kind of rod you will be installing, we will add the returns, overlap allowance, and spring-back allowance as needed.

## AVOID PROBLEMS

### HOW TO FIGURE THE FINISHED WIDTH OF A DRAPERY

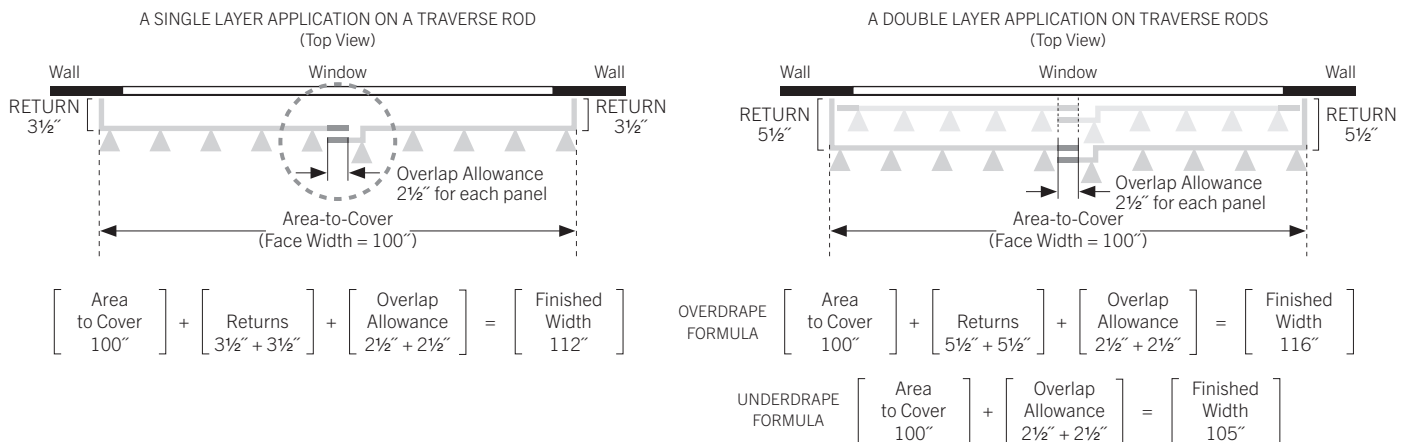
Understanding how to arrive at the **finished width** of your drapery is vital to placing your order correctly. Misunderstanding about this one piece of information is at the heart of almost all the problems associated with placing a drapery order. The very simple instructions that follow will give you everything you need to know to do it right.

#### TRAVERSE RODS

If the **return ends** and the **overlap ends** of your drapery are used as they are shown in the first two illustrations below, you must add the returns and the overlap allowance to the **area-to-cover** in order to arrive at the **finished width**. This type of installation is typical of a standard white traverse rod, and some decorative traverse rods. The key is that the drapery rod be a *traverse rod with master carriers* that overlap.

In the illustration on the left, the finished width is calculated by adding the area-to-cover, which is 100", to the two returns, 3½" each, and to the overlap allowance for each panel, 2½" each. The total is 112". In the illustration on the right, where the returns are 5½", the total finished width is 116" using the same formula.

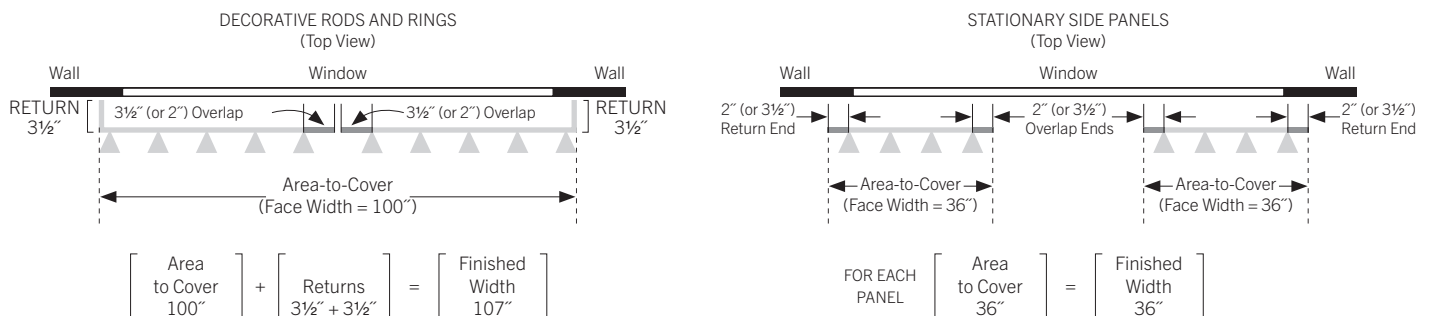
In the illustration on the right, the return ends of the **underdrap** do not actually return to the wall, so the finished width is calculated by adding the area-to-cover, 100", to the overlap allowance only, 2½" for each panel, for a total finished width of 105".



#### NON-TRAVERSE RODS

When using decorative rods and rings, which do not have overlapping master carriers, and other such hardware, the overlap ends do not actually overlap, so **no overlap allowance is added** to the area-to-cover to obtain the finished width (shown in the illustration on the left, below). This is also true in installations of side panels (shown in the illustration on the right, below). In these situations, the overlap ends can be made the standard 3½", or 2", as specified by you when ordering.

The return ends must be 3½" if they return to the wall. If they don't return to the wall, then they can be either 3½" or 2" as specified by you when ordering.





Fabritec, LLC.  
7531 Coldwater Canyon Avenue | North Hollywood | CA | 91605  
tel 800.828.2500 (toll-free) or 818.503.8300 | fax 818.503.8360

C.O.M. Drapery Order Form

Account #

Account Name

Address

City/State/ZIP

Phone

Fax

Ordered By

P.O. #

Date Ordered

Date Needed

Acct. Mgr.

Ship To

Attention

Address

City/State/ZIP

Sidemark

Phone

Ship Via

Will Call

Standard

2-Day

Overnight

A fully completed order form is required before manufacturing can begin. All orders confirmed in writing.

| Line No. | Room ID | Drapery Style | Quantity |                |      | Area to Cover | Return |        | Overlap |                 | Spring Back Allowance | Pleat to or Finished Width | No. of Widths | Finished Height | Lining Type |    | Lining Color |     | Inter-Lining |       | Pin Settings |     |    |                |                | ROD POCKET STYLE ONLY |       |         |              |                          |  |  |
|----------|---------|---------------|----------|----------------|------|---------------|--------|--------|---------|-----------------|-----------------------|----------------------------|---------------|-----------------|-------------|----|--------------|-----|--------------|-------|--------------|-----|----|----------------|----------------|-----------------------|-------|---------|--------------|--------------------------|--|--|
|          |         |               | PAIR     | Center Closing | Left |               | Right  | Center | End(s)  | Allow. (2 1/2") |                       |                            |               |                 | End(s)      | 2" | None         | Std | B/O          | White | Ivory        | Yes | No | Wall Mt 1 3/4" | Ceil Mt 1 1/4" | Deco Rod 1/4"         | Other | No Pins | Rod Diameter | Optional Top Ruffle Size |  |  |
|          |         |               |          |                |      |               |        |        |         |                 |                       |                            |               |                 |             |    |              |     |              |       |              |     |    |                |                |                       |       |         |              |                          |  |  |
| 1.       |         |               |          |                |      |               |        |        |         |                 |                       |                            |               |                 |             |    |              |     |              |       |              |     |    |                |                |                       |       |         |              |                          |  |  |
| 2.       |         |               |          |                |      |               |        |        |         |                 |                       |                            |               |                 |             |    |              |     |              |       |              |     |    |                |                |                       |       |         |              |                          |  |  |
| 3.       |         |               |          |                |      |               |        |        |         |                 |                       |                            |               |                 |             |    |              |     |              |       |              |     |    |                |                |                       |       |         |              |                          |  |  |
| 4.       |         |               |          |                |      |               |        |        |         |                 |                       |                            |               |                 |             |    |              |     |              |       |              |     |    |                |                |                       |       |         |              |                          |  |  |
| 5.       |         |               |          |                |      |               |        |        |         |                 |                       |                            |               |                 |             |    |              |     |              |       |              |     |    |                |                |                       |       |         |              |                          |  |  |
| 6.       |         |               |          |                |      |               |        |        |         |                 |                       |                            |               |                 |             |    |              |     |              |       |              |     |    |                |                |                       |       |         |              |                          |  |  |

| Line No. | FABRIC INFORMATION |         |       |              |              |               |
|----------|--------------------|---------|-------|--------------|--------------|---------------|
|          | Company            | Pattern | Color | Fabric Width | Vert. Repeat | Horiz. Repeat |
|          |                    |         |       |              |              |               |
|          |                    |         |       |              |              |               |
|          |                    |         |       |              |              |               |
|          |                    |         |       |              |              |               |

| CUFF TOP / BUTTON FABRIC INFORMATION |         |         |
|--------------------------------------|---------|---------|
| Line No.                             | Company | Pattern |
|                                      |         |         |
|                                      |         |         |

| Line No. | GROMMET SELECTION |                  |                |                |  |
|----------|-------------------|------------------|----------------|----------------|--|
|          | Black             | Brass            | Shiny Nickel   | English Pewter |  |
|          | Oiled Bronze      | Burnished Copper | Frosted Nickel | Antique Brass  |  |

I have given SPECIAL INSTRUCTIONS on the back of this order form.

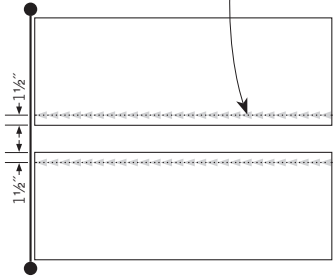
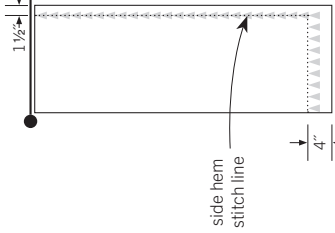
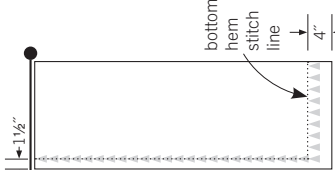
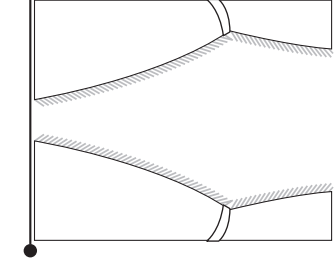
I have ordered TRIM / BANDING on the back of this order form.

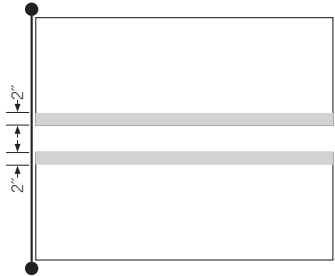
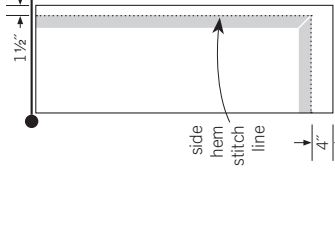
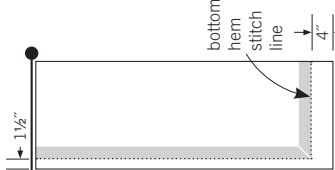

I have ordered TIEBANDS or ROSETTES on the back of this order form.

I have ordered OTHER OPTIONS on the back of this order form.

# C.O.M. Drapery Order Form (cont.)

| CUSTOM ITEMS   |  |  |  |  |
|--|--|--|--|--|
| <b>Trim, Banding and Grand Band:</b> For typical applications, complete the form on the right as indicated.                        |  |  |  |  |
| For other creative, unique applications, please provide detailed instructions and a diagram in the SPECIAL INSTRUCTIONS box below. |  |  |  |  |

| TRIM   |   |   |   |  |
|--|---|---|---|--|
|  |  |  |  |  |
| Trim 1 1/2" from leading edge  | Trim 1 1/2" from leading edge and 4" from bottom                                  | Trim 1 1/2" from leading edge and 4" from bottom                                  | Trim on leading edge  |  |
| Line No:   | Line No:  | Line No:  | Line No:  |  |
| Company:   | Company:  | Company:  | Company:  |  |
| Pattern:   | Pattern:  | Pattern:  | Pattern:  |  |
| Color:   | Color:  | Color:  | Color:  |  |

| BANDING & GRAND BAND  |  |  |  |  |
|---|--|--|--|--|
|  |  |  |  |  |
| Banding wrapped around leading edge or flush to edge                                | Banding 1 1/2" from leading edge and 4" from bottom                                | Banding 1 1/2" from leading edge and 4" from bottom                                | Grand Band   |  |
| Line No:  | Line No:   | Line No:   | Line No:   |  |
| Company:  | Company:   | Company:   | Company:   |  |
| Pattern:  | Pattern:   | Pattern:   | Pattern:   |  |
| Color:  | Color:   | Color:   | Color:   |  |
| Wrap:   | Flush:   |  |  |  |
| GRAND BAND SIZE<br>From Bottom Edge: inch(es)<br>From Top Edge: inch(es)            |  |  |  |  |

| OTHER OPTIONS |  |
|---------------|--|
| Line No.      | Options  |
|               | Memory Stitch  |
|               | Shot Tape  |
|               | Hand Sewn Rings (please provide ring size, color and supplier below) |
|               | Fan Fold   |
|               | Face the Header  |
|               | Face the Bottom Hem  |
|               | Hook and Loop  |
|               | Cut Outs (please provide detailed instructions below)                |

| SPECIAL INSTRUCTIONS |  |
|----------------------|--|
|                      |  |

| TIEBACKS                              |                |                   |                |                    |
|---------------------------------------|----------------|-------------------|----------------|--------------------|
| Line No.                              | Style          | Qty (ea)          | Size           | Fabric             |
|                                       |                |                   |                | Pattern            |
|                                       |                |                   |                | Color              |
|                                       |                |                   |                |                    |
| HIDDEN TIEBACK HOLDER (sold in pairs) |                |                   |                |                    |
| Line No.                              | Qty (per pair) | Size              | Qty (per pair) | Size               |
|                                       |                | 3 1/2" Projection |                | 5" - 8" Projection |
|                                       |                | 3 1/2" Projection |                | 5" - 8" Projection |
|                                       |                | 3 1/2" Projection |                | 5" - 8" Projection |
|                                       |                |                   |                |                    |
| ROSETTES                              |                |                   |                |                    |
| Line No.                              | Qty            | Size              | Qty            | Size               |

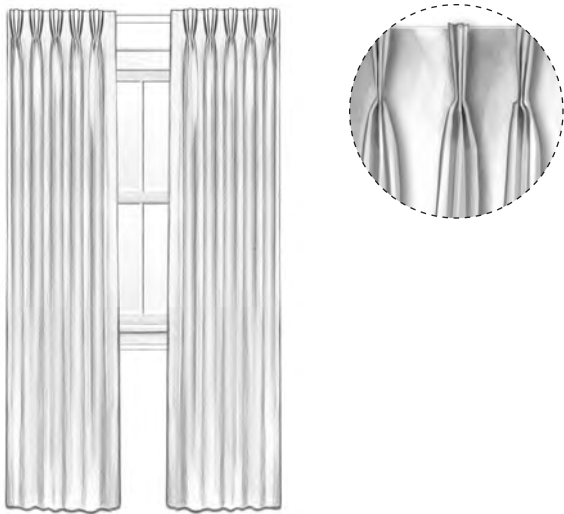






# FRENCH PLEAT DRAPERY

[Color photos of this style can be found at [www.fabritecdesigns.com](http://www.fabritecdesigns.com)]



### DESIGN APPLICATIONS:

- The classic French pleat panel is the most traditional of our panel styles.
- Highly versatile. A high-end look with a variety of design applications from formal and refined to casual and relaxed.
- Ideal as a functional drapery that opens and closes.
- Also works well as stationary side panels or tied back draperies.

### FABRICS:

- Works well in all fabrics.

### FULLNESS:

- The suggested “area to cover” in our price list on the next page will yield appropriate custom fullness. Simply order your drapery to the size of the area you wish to cover, and we will do the rest. Or, specify the number of widths you prefer.

### INSTALL:

- Works well on any cord operated, standard white or decorative traverse rod.
- Can be installed on a decorative pole with rings or carriers, either hand or baton operated.
- Can also hang on any fixed rod such as a curtain rod for stationary side panels or tied back draperies.

### STANDARDS:

- 4” continental style heading.
  - Double 4” hems.
  - Double 5” or 6” hems available at no extra charge.
  - Double 1½” side hems.
  - Weighted bottom corners and seams.
  - Pattern matched at the seams.
  - Pre-pinned.
  - Seam folded.
- Note: We recommend that you order your drapery seam folded, which is our standard, and have your installer hand dress the pleats on site. This will give you a much nicer product. Fan folding tends to crease drapery and is far less attractive than the soft, rounded pleats that can be achieved with hand dressing. (See page 7).*

### LIMITATIONS:

- Not applicable.

## PRICING INFORMATION

- For your convenience, prices on the facing page are listed by the width *and* by suggested area to cover, so that you can calculate your own fullness, or rely on our calculations.
- Lined labor prices include our linings.
- Double 5” or 6” hems available at no extra charge.
- Pins: No charge.
- Seam folded: No charge.

## OPTIONS PRICING

For **additional options** or for **more detailed information** on these options, **see pages 6 - 7.**

|   | Trim | Banding |
|---|------|---------|
| <b>Vertical Application*</b><br>(Price per foot of finished height) | \$21 | \$25    |
| <b>Horizontal Application*</b><br>(Price per width)                 | \$69 | \$84    |

\*NOTE: • Banding price is for fabrication and application of banding made from your fabric, or for application of ready-made banding supplied by you.  
• Trim price is for trim application, and does not include trim.

|  |                |
|--|----------------|
| <b>Memory Stitching</b>  | \$25 per width |
| <b>Shot Tape</b>   | \$13 per width |
| <b>Grand Band</b><br>(an oversized band of contrasting fabric on the bottom or top of the drapery) | \$54 per width |
| <b>Hand Sewn Rings</b>   | \$14 per ring  |
| <b>Face the Bottom Hem</b>   | \$42 per width |
| <b>Hook &amp; Loop</b> (non-branded Velcro)  | \$50 per width |
| <b>Cut Outs</b>  | \$104 ea       |
| <b>Tiebands &amp; Rosettes</b>   | See page 48    |

## French Pleat Drapery

Unlined C.O.M. labor prices are for fabrication labor only. Lined C.O.M. labor prices **include our linings.**

## C.O.M. RETAIL PRICE

| Number of widths                            |                     | 1   | 2   | 3    | 4    | 5    | 6    | 7    | 8    | 9    | 10   |
|---|---------------------|-----|-----|------|------|------|------|------|------|------|------|
| Suggested area to cover in inches           | Panel               | 16" | 37  | 58   | 79   | 101  | 122  | 143  | 164  | 185  | 207  |
|   | Pair                | -   | 27  | 48   | 70   | 91   | 112  | 133  | 155  | 175  | 197  |
| Unlined labor price                         | Up to 108" height   | 112 | 224 | 336  | 448  | 560  | 672  | 800  | 932  | 1068 | 1210 |
| Labor price + Standard lining               |                     | 166 | 332 | 496  | 662  | 828  | 994  | 1174 | 1360 | 1550 | 1746 |
| Labor price + Blackout lining               |                     | 208 | 416 | 624  | 832  | 1040 | 1248 | 1470 | 1700 | 1932 | 2168 |
| Labor price + Lining & Interlining          |                     | 262 | 524 | 786  | 1048 | 1312 | 1574 | 1852 | 2134 | 2420 | 2712 |
| Labor price + Blackout Lining & Interlining |                     | 304 | 610 | 914  | 1218 | 1522 | 1828 | 2148 | 2472 | 2802 | 3136 |
| Unlined labor price                         | 108" to 144" height | 130 | 258 | 388  | 516  | 646  | 774  | 922  | 1074 | 1230 | 1394 |
| Labor price + Standard lining               |                     | 202 | 404 | 606  | 808  | 1010 | 1212 | 1432 | 1658 | 1888 | 2124 |
| Labor price + Blackout lining               |                     | 266 | 530 | 796  | 1060 | 1326 | 1592 | 1874 | 2162 | 2456 | 2756 |
| Labor price + Lining & Interlining          |                     | 336 | 672 | 1008 | 1344 | 1680 | 2016 | 2370 | 2730 | 3094 | 3464 |
| Labor price + Blackout Lining & Interlining |                     | 394 | 788 | 1182 | 1576 | 1970 | 2364 | 2776 | 3194 | 3616 | 4044 |

For longer drapery lengths, call for quote.

## French Pleat Drapery

## RING CHART

| Number of widths                 | 1 | 2  | 3  | 4  | 5  | 6  | 7  | 8  | 9  | 10 |
|----------------------------------|---|----|----|----|----|----|----|----|----|----|
| Panels: Number of rings required | 7 | 12 | 17 | 22 | 27 | 32 | 37 | 42 | 47 | 52 |
| Pairs: Number of rings required  | - | 14 | 18 | 24 | 28 | 34 | 38 | 44 | 48 | 54 |

## French Pleat Drapery

If fabric has a pattern repeat, add the number of repeats shown at the bottom of the column to determine the total yardage.

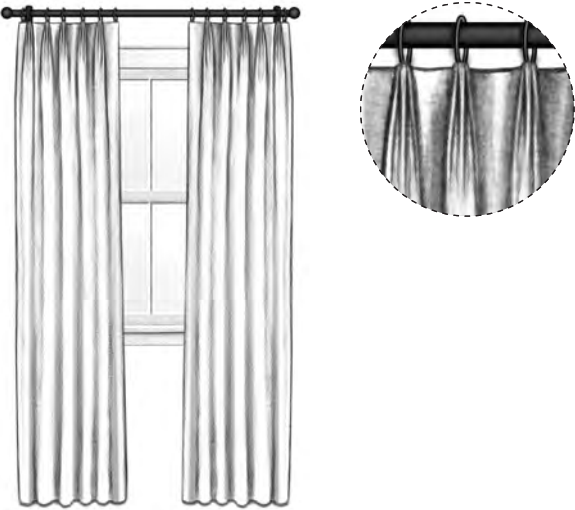
## YARDAGE CHART

(for 54" fabric)

| Number of widths                  |        | 1     | 2     | 3     | 4     | 5     | 6     | 7     | 8     | 9     | 10  |
|-----------------------------------|--------|-------|-------|-------|-------|-------|-------|-------|-------|-------|-----|
| Suggested area to cover in inches | Panel  | 16"   | 37    | 58    | 79    | 101   | 122   | 143   | 164   | 185   | 207 |
|                                   | Pair   | -     | 27    | 48    | 70    | 91    | 112   | 133   | 155   | 175   | 197 |
| DRAPERY HEIGHT                    |        |       |       |       |       |       |       |       |       |       |     |
| 36"                               | 1¾ yds | 3½    | 5¼    | 7     | 8¾    | 10½   | 12¼   | 14    | 15¾   | 17½   |     |
| 42                                | 2      | 3¾    | 5¾    | 7¾    | 9½    | 11½   | 13½   | 15¼   | 17¼   | 19¼   |     |
| 48                                | 2      | 4¼    | 6¼    | 8¼    | 10½   | 12½   | 14½   | 16¾   | 18¾   | 20¾   |     |
| 54                                | 2¼     | 4½    | 6¾    | 9     | 11¼   | 13½   | 15¾   | 18    | 20¼   | 22½   |     |
| 60                                | 2½     | 4¾    | 7¼    | 9¾    | 12    | 14½   | 17    | 19¼   | 21¾   | 24¼   |     |
| 66                                | 2½     | 5¼    | 7¾    | 10¼   | 13    | 15½   | 18    | 20¾   | 23¼   | 25¾   |     |
| 72                                | 2¾     | 5½    | 8¼    | 11    | 13¾   | 16½   | 19¼   | 22    | 24¾   | 27½   |     |
| 78                                | 3      | 5¾    | 8¾    | 11¾   | 14½   | 17½   | 20½   | 23¼   | 26¼   | 29¼   |     |
| 84                                | 3      | 6¼    | 9¼    | 12¼   | 15½   | 18½   | 21½   | 24¾   | 27¾   | 30¾   |     |
| 90                                | 3¼     | 6½    | 9¾    | 13    | 16¼   | 19½   | 22¾   | 26    | 29¼   | 32½   |     |
| 96                                | 3½     | 6¾    | 10¼   | 13¾   | 17    | 20½   | 24    | 27¼   | 30¾   | 34¼   |     |
| 102                               | 3½     | 7¼    | 11¾   | 14¼   | 18    | 21½   | 25    | 28¾   | 32¼   | 35¾   |     |
| 108                               | 3¾     | 7½    | 12¼   | 15    | 18¾   | 22½   | 26¼   | 30    | 33¾   | 37½   |     |
| 114                               | 4      | 7¾    | 12¾   | 15¾   | 19½   | 23½   | 27½   | 31¼   | 35¼   | 39¼   |     |
| 120                               | 4      | 8¼    | 13¼   | 16¼   | 20½   | 24½   | 28½   | 32¾   | 36¾   | 40¾   |     |
| 126                               | 4¼     | 8½    | 13¾   | 17    | 21¼   | 25½   | 29¾   | 34    | 38¼   | 42½   |     |
| 132                               | 4½     | 8¾    | 14¼   | 17¾   | 22    | 26½   | 31    | 35¼   | 39¾   | 44¼   |     |
| 138                               | 4½     | 9¼    | 14¾   | 18¼   | 23    | 27½   | 32    | 36¾   | 41¼   | 45¾   |     |
| 144                               | 4¾     | 9½    | 14¼   | 19    | 23¾   | 28½   | 33¼   | 38    | 42¾   | 47½   |     |
| ADD REPEATS                       | Add 0  | Add 1 | Add 2 | Add 3 | Add 4 | Add 5 | Add 6 | Add 7 | Add 8 | Add 9 |     |

EURO PLEAT DRAPERY

[Color photos of this style can be found at [www.fabritecdesigns.com](http://www.fabritecdesigns.com)]



DESIGN APPLICATIONS:

- A contemporary version of the classic French pleat drapery, pinched at the top rather than the base of the pleat.
- A high-end look with a variety of design applications from formal and refined to casual and relaxed.
- Ideal as a functional drapery that opens and closes.
- Also works well as stationary side panels or tied back draperies.

FABRICS:

- Works well in all fabrics.

FULLNESS:

- The suggested “area to cover” in our price list on the next page will yield appropriate custom fullness. Simply order your drapery to the size of the area you wish to cover, and we will do the rest. Or, specify the number of widths you prefer.

INSTALL:

- Works well on any cord operated, standard white or decorative traverse rod.
- Can be installed on a decorative pole with rings or carriers, either hand or baton operated.
- Can also hang on any fixed rod such as a curtain rod for stationary side panels or tied back draperies.

STANDARDS:

- 4” continental style heading.
- Double 4” hems.
- Double 5” or 6” headers or hems available at no extra charge.
- Double 1½” side hems.
- Weighted bottom corners and seams.
- Pattern matched at the seams.
- Pre-pinned.
- Seam folded.

*Note: We recommend that you order your drapery seam folded, which is our standard, and have your installer hand dress the pleats on site. This will give you a much nicer product. Fan folding tends to crease drapery and is far less attractive than the soft, rounded pleats that can be achieved with hand dressing. (See page 7).*

LIMITATIONS:

- Not applicable.

PRICING INFORMATION

- For your convenience, prices on the facing page are listed by the width *and* by suggested area to cover, so that you can calculate your own fullness, or rely on our calculations.
- Lined labor prices include our linings.
- Double 5” or 6” hems available at no extra charge.
- Pins: No charge.
- Seam folded: No charge.

OPTIONS PRICING

For **additional options** or for **more detailed information** on these options, **see pages 6 - 7.**

|   | Trim | Banding |
|---|------|---------|
| <b>Vertical Application*</b><br>(Price per foot of finished height) | \$21 | \$25    |
| <b>Horizontal Application*</b><br>(Price per width)                 | \$69 | \$84    |

\*NOTE: • Banding price is for fabrication and application of banding made from your fabric, or for application of ready-made banding supplied by you.  
• Trim price is for trim application, and does not include trim.

|  |                |
|--|----------------|
| <b>Memory Stitching</b>  | \$25 per width |
| <b>Shot Tape</b>   | \$13 per width |
| <b>Grand Band</b><br>(an oversized band of contrasting fabric on the bottom or top of the drapery) | \$54 per width |
| <b>Hand Sewn Rings</b>   | \$14 per ring  |
| <b>Face the Bottom Hem</b>   | \$42 per width |
| <b>Hook &amp; Loop</b> (non-branded Velcro)  | \$50 per width |
| <b>Cut Outs</b>  | \$104 ea       |
| <b>Tiebands &amp; Rosettes</b>   | See page 48    |

# Euro Pleat Drapery

Unlined C.O.M. labor prices are for fabrication labor only. Lined C.O.M. labor prices **include our linings.**

## C.O.M. RETAIL PRICE

| Number of widths                            |                     | 1   | 2   | 3    | 4    | 5    | 6    | 7    | 8    | 9    | 10   |
|---|---------------------|-----|-----|------|------|------|------|------|------|------|------|
| Suggested area to cover in inches           | Panel               | 16" | 37  | 58   | 79   | 101  | 122  | 143  | 164  | 185  | 207  |
|   | Pair                | -   | 27  | 48   | 70   | 91   | 112  | 133  | 155  | 175  | 197  |
| Unlined labor price                         | Up to 108" height   | 112 | 224 | 336  | 448  | 560  | 672  | 800  | 932  | 1068 | 1210 |
| Labor price + Standard lining               |                     | 166 | 332 | 496  | 662  | 828  | 994  | 1174 | 1360 | 1550 | 1746 |
| Labor price + Blackout lining               |                     | 208 | 416 | 624  | 832  | 1040 | 1248 | 1470 | 1700 | 1932 | 2168 |
| Labor price + Lining & Interlining          |                     | 262 | 524 | 786  | 1048 | 1312 | 1574 | 1852 | 2134 | 2420 | 2712 |
| Labor price + Blackout Lining & Interlining |                     | 304 | 610 | 914  | 1218 | 1522 | 1828 | 2148 | 2472 | 2802 | 3136 |
| Unlined labor price                         | 108" to 144" height | 130 | 258 | 388  | 516  | 646  | 774  | 922  | 1074 | 1230 | 1394 |
| Labor price + Standard lining               |                     | 202 | 404 | 606  | 808  | 1010 | 1212 | 1432 | 1658 | 1888 | 2124 |
| Labor price + Blackout lining               |                     | 266 | 530 | 796  | 1060 | 1326 | 1592 | 1874 | 2162 | 2456 | 2756 |
| Labor price + Lining & Interlining          |                     | 336 | 672 | 1008 | 1344 | 1680 | 2016 | 2370 | 2730 | 3094 | 3464 |
| Labor price + Blackout Lining & Interlining |                     | 394 | 788 | 1182 | 1576 | 1970 | 2364 | 2776 | 3194 | 3616 | 4044 |

For longer drapery lengths, call for quote.

# Euro Pleat Drapery

## RING CHART

| Number of widths                 | 1 | 2  | 3  | 4  | 5  | 6  | 7  | 8  | 9  | 10 |
|----------------------------------|---|----|----|----|----|----|----|----|----|----|
| Panels: Number of rings required | 7 | 12 | 17 | 22 | 27 | 32 | 37 | 42 | 47 | 52 |
| Pairs: Number of rings required  | - | 14 | 18 | 24 | 28 | 34 | 38 | 44 | 48 | 54 |

# Euro Pleat Drapery

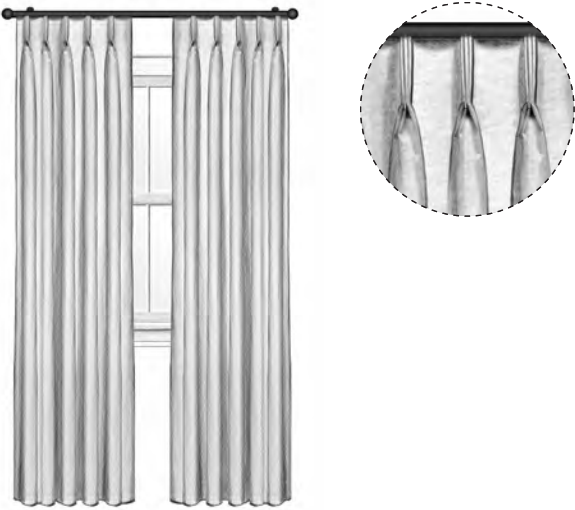
If fabric has a pattern repeat, add the number of repeats shown at the bottom of the column to determine the total yardage.

## YARDAGE CHART (for 54" fabric)

| Number of widths                  |        | 1     | 2     | 3     | 4     | 5     | 6     | 7     | 8     | 9     | 10  |
|-----------------------------------|--------|-------|-------|-------|-------|-------|-------|-------|-------|-------|-----|
| Suggested area to cover in inches | Panel  | 16"   | 37    | 58    | 79    | 101   | 122   | 143   | 164   | 185   | 207 |
|                                   | Pair   | -     | 27    | 48    | 70    | 91    | 112   | 133   | 155   | 175   | 197 |
| DRAPERY HEIGHT                    |        |       |       |       |       |       |       |       |       |       |     |
| 36"                               | 1¾ yds | 3½    | 5¼    | 7     | 8¾    | 10½   | 12¼   | 14    | 15¾   | 17½   |     |
| 42                                | 2      | 3¾    | 5¾    | 7¾    | 9½    | 11½   | 13½   | 15¼   | 17¼   | 19¼   |     |
| 48                                | 2      | 4¼    | 6¼    | 8¼    | 10½   | 12½   | 14½   | 16¾   | 18¾   | 20¾   |     |
| 54                                | 2¼     | 4½    | 6¾    | 9     | 11¼   | 13½   | 15¾   | 18    | 20¼   | 22½   |     |
| 60                                | 2½     | 4¾    | 7¼    | 9¾    | 12    | 14½   | 17    | 19¼   | 21¾   | 24¼   |     |
| 66                                | 2½     | 5¼    | 7¾    | 10¼   | 13    | 15½   | 18    | 20¾   | 23¼   | 25¾   |     |
| 72                                | 2¾     | 5½    | 8¼    | 11    | 13¾   | 16½   | 19¼   | 22    | 24¾   | 27½   |     |
| 78                                | 3      | 5¾    | 8¾    | 11¾   | 14½   | 17½   | 20½   | 23¼   | 26¼   | 29¼   |     |
| 84                                | 3      | 6¼    | 9¼    | 12¼   | 15½   | 18½   | 21½   | 24¾   | 27¾   | 30¾   |     |
| 90                                | 3¼     | 6½    | 9¾    | 13    | 16¼   | 19½   | 22¾   | 26    | 29¼   | 32½   |     |
| 96                                | 3½     | 6¾    | 10¼   | 13¾   | 17    | 20½   | 24    | 27¼   | 30¾   | 34¼   |     |
| 102                               | 3½     | 7¼    | 10¾   | 14¼   | 18    | 21½   | 25    | 28¾   | 32¼   | 35¾   |     |
| 108                               | 3¾     | 7½    | 11¼   | 15    | 18¾   | 22½   | 26¼   | 30    | 33¾   | 37½   |     |
| 114                               | 4      | 7¾    | 11¾   | 15¾   | 19½   | 23½   | 27½   | 31¼   | 35¼   | 39¼   |     |
| 120                               | 4      | 8¼    | 12¼   | 16¼   | 20½   | 24½   | 28½   | 32¾   | 36¾   | 40¾   |     |
| 126                               | 4¼     | 8½    | 12¾   | 17    | 21¼   | 25½   | 29¾   | 34    | 38¼   | 42½   |     |
| 132                               | 4½     | 8¾    | 13¼   | 17¾   | 22    | 26½   | 31    | 35¼   | 39¾   | 44¼   |     |
| 138                               | 4½     | 9¼    | 13¾   | 18¼   | 23    | 27½   | 32    | 36¾   | 41¼   | 45¾   |     |
| 144                               | 4¾     | 9½    | 14¼   | 19    | 23¾   | 28½   | 33¼   | 38    | 42¾   | 47½   |     |
| ADD REPEATS                       | Add 0  | Add 1 | Add 2 | Add 3 | Add 4 | Add 5 | Add 6 | Add 7 | Add 8 | Add 9 |     |

# BARCELONA PLEAT DRAPERY

[Color photos of this style can be found at [www.fabritecdesigns.com](http://www.fabritecdesigns.com)]



### DESIGN APPLICATIONS:

- This style merges two great classics—the Euro Pleat and the French Pleat. It has two tacks per pleat, one at the top of the pleat, and one at the base of the pleat.
- A total new look. This pleat style keeps the folds of the pleat straight and tidy, and is ideal for very heavy fabric when the pleats have a tendency to flare or open up.
- Ideal as a functional drapery that opens and closes.
- Also works well as stationary side panels or tied back draperies.

### FABRICS:

- Works well in all fabrics.

### FULLNESS:

- The suggested “area to cover” in our price list on the next page will yield appropriate custom fullness. Simply order your drapery to the size of the area you wish to cover, and we will do the rest. Or, specify the number of widths you prefer.

### INSTALL:

- Works well on any cord operated, standard white or decorative traverse rod.
- Can be installed on a decorative pole with rings or carriers, either hand or baton operated.
- Can also hang on any fixed rod such as a curtain rod for stationary side panels or tied back draperies.

### STANDARDS:

- 4” continental style heading.
- Double 4” hems.
- Double 5” or 6” headers or hems available at no extra charge.
- Double 1½” side hems.
- Weighted bottom corners and seams.
- Pattern matched at the seams.
- Pre-pinned.
- Seam folded.

*Note: We recommend that you order your drapery seam folded, which is our standard, and have your installer hand dress the pleats on site. This will give you a much nicer product. Fan folding tends to crease drapery and is far less attractive than the soft, rounded pleats that can be achieved with hand dressing. (See page 7).*

### LIMITATIONS:

- Not applicable.

## PRICING INFORMATION

- For your convenience, prices on the facing page are listed by the width *and* by suggested area to cover, so that you can calculate your own fullness, or rely on our calculations.
- Lined labor prices include our linings.
- Double 5” or 6” hems available at no extra charge.
- Pins: No charge.
- Seam folded: No charge.

## OPTIONS PRICING

For **additional options** or for **more detailed information** on these options, **see pages 6 - 7.**

|   | Trim | Banding |
|---|------|---------|
| <b>Vertical Application*</b><br>(Price per foot of finished height) | \$21 | \$25    |
| <b>Horizontal Application*</b><br>(Price per width)                 | \$69 | \$84    |

\*NOTE: • Banding price is for fabrication and application of banding made from your fabric, or for application of ready-made banding supplied by you.  
• Trim price is for trim application, and does not include trim.

|  |                |
|--|----------------|
| <b>Memory Stitching</b>  | \$25 per width |
| <b>Shot Tape</b>   | \$13 per width |
| <b>Grand Band</b><br>(an oversized band of contrasting fabric on the bottom or top of the drapery) | \$54 per width |
| <b>Hand Sewn Rings</b>   | \$14 per ring  |
| <b>Face the Bottom Hem</b>   | \$42 per width |
| <b>Hook &amp; Loop</b> (non-branded Velcro)  | \$50 per width |
| <b>Cut Outs</b>  | \$104 ea       |
| <b>Tiebands &amp; Rosettes</b>   | See page 48    |

## Barcelona Pleat Drapery

Unlined C.O.M. labor prices are for fabrication labor only. Lined C.O.M. labor prices **include our linings.**

C.O.M. RETAIL PRICE

| Number of widths                            |                     | 1   | 2   | 3    | 4    | 5    | 6    | 7    | 8    | 9    | 10   |
|---|---------------------|-----|-----|------|------|------|------|------|------|------|------|
| Suggested area to cover in inches           | Panel               | 16" | 37  | 58   | 79   | 101  | 122  | 143  | 164  | 185  | 207  |
|   | Pair                | -   | 27  | 48   | 70   | 91   | 112  | 133  | 155  | 175  | 197  |
| Unlined labor price                         | Up to 108" height   | 112 | 224 | 336  | 448  | 560  | 672  | 800  | 932  | 1068 | 1210 |
| Labor price + Standard lining               |                     | 166 | 332 | 496  | 662  | 828  | 994  | 1174 | 1360 | 1550 | 1746 |
| Labor price + Blackout lining               |                     | 208 | 416 | 624  | 832  | 1040 | 1248 | 1470 | 1700 | 1932 | 2168 |
| Labor price + Lining & Interlining          |                     | 262 | 524 | 786  | 1048 | 1312 | 1574 | 1852 | 2134 | 2420 | 2712 |
| Labor price + Blackout Lining & Interlining |                     | 304 | 610 | 914  | 1218 | 1522 | 1828 | 2148 | 2472 | 2802 | 3136 |
| Unlined labor price                         | 108" to 144" height | 130 | 258 | 388  | 516  | 646  | 774  | 922  | 1074 | 1230 | 1394 |
| Labor price + Standard lining               |                     | 202 | 404 | 606  | 808  | 1010 | 1212 | 1432 | 1658 | 1888 | 2124 |
| Labor price + Blackout lining               |                     | 266 | 530 | 796  | 1060 | 1326 | 1592 | 1874 | 2162 | 2456 | 2756 |
| Labor price + Lining & Interlining          |                     | 336 | 672 | 1008 | 1344 | 1680 | 2016 | 2370 | 2730 | 3094 | 3464 |
| Labor price + Blackout Lining & Interlining |                     | 394 | 788 | 1182 | 1576 | 1970 | 2364 | 2776 | 3194 | 3616 | 4044 |

For longer drapery lengths, call for quote.

| Barcelona Pleat Drapery          |   |    |    |    |    |    |    |    |    | RING CHART |
|----------------------------------|---|----|----|----|----|----|----|----|----|------------|
| Number of widths                 | 1 | 2  | 3  | 4  | 5  | 6  | 7  | 8  | 9  | 10         |
| Panels: Number of rings required | 7 | 12 | 17 | 22 | 27 | 32 | 37 | 42 | 47 | 52         |
| Pairs: Number of rings required  | - | 14 | 18 | 24 | 28 | 34 | 38 | 44 | 48 | 54         |

## Barcelona Pleat Drapery

If fabric has a pattern repeat, add the number of repeats shown at the bottom of the column to determine the total yardage.

YARDAGE CHART  
(for 54" fabric)

| Number of widths                  |        | 1     | 2     | 3     | 4     | 5     | 6     | 7     | 8     | 9     | 10  |
|-----------------------------------|--------|-------|-------|-------|-------|-------|-------|-------|-------|-------|-----|
| Suggested area to cover in inches | Panel  | 16"   | 37    | 58    | 79    | 101   | 122   | 143   | 164   | 185   | 207 |
|                                   | Pair   | -     | 27    | 48    | 70    | 91    | 112   | 133   | 155   | 175   | 197 |
| DRAPERY HEIGHT                    |        |       |       |       |       |       |       |       |       |       |     |
| 36"                               | 1¾ yds | 3½    | 5¼    | 7     | 8¾    | 10½   | 12¼   | 14    | 15¾   | 17½   |     |
| 42                                | 2      | 3¼    | 5¾    | 7¾    | 9½    | 11½   | 13½   | 15¼   | 17¼   | 19¼   |     |
| 48                                | 2      | 4¼    | 6¼    | 8¼    | 10½   | 12½   | 14½   | 16¾   | 18¾   | 20¾   |     |
| 54                                | 2¼     | 4½    | 6¾    | 9     | 11¼   | 13½   | 15¾   | 18    | 20¼   | 22½   |     |
| 60                                | 2½     | 4¾    | 7¼    | 9¾    | 12    | 14½   | 17    | 19¼   | 21¾   | 24¼   |     |
| 66                                | 2½     | 5¼    | 7¾    | 10¼   | 13    | 15½   | 18    | 20¾   | 23¼   | 25¾   |     |
| 72                                | 2¾     | 5½    | 8¼    | 11    | 13¾   | 16½   | 19¼   | 22    | 24¾   | 27½   |     |
| 78                                | 3      | 5¾    | 8¾    | 11¾   | 14½   | 17½   | 20½   | 23¼   | 26¼   | 29¼   |     |
| 84                                | 3      | 6¼    | 9¼    | 12¼   | 15½   | 18½   | 21½   | 24¾   | 27¾   | 30¾   |     |
| 90                                | 3¼     | 6½    | 9¾    | 13    | 16¼   | 19½   | 22¾   | 26    | 29¼   | 32½   |     |
| 96                                | 3½     | 6¾    | 10¼   | 13¾   | 17    | 20½   | 24    | 27¼   | 30¾   | 34¼   |     |
| 102                               | 3½     | 7¼    | 10¾   | 14¼   | 18    | 21½   | 25    | 28¾   | 32¼   | 35¾   |     |
| 108                               | 3¾     | 7½    | 11¼   | 15    | 18¾   | 22½   | 26¼   | 30    | 33¾   | 37½   |     |
| 114                               | 4      | 7¾    | 11¾   | 15¾   | 19½   | 23½   | 27½   | 31¼   | 35¼   | 39¼   |     |
| 120                               | 4      | 8¼    | 12¼   | 16¼   | 20½   | 24½   | 28½   | 32¾   | 36¾   | 40¾   |     |
| 126                               | 4¼     | 8½    | 12¾   | 17    | 21¼   | 25½   | 29¾   | 34    | 38¼   | 42½   |     |
| 132                               | 4½     | 8¾    | 13¼   | 17¾   | 22    | 26½   | 31    | 35¼   | 39¾   | 44¼   |     |
| 138                               | 4½     | 9¼    | 13¾   | 18¼   | 23    | 27½   | 32    | 36¾   | 41¼   | 45¾   |     |
| 144                               | 4¾     | 9½    | 14¼   | 19    | 23¾   | 28½   | 33¼   | 38    | 42¾   | 47½   |     |
| ADD REPEATS                       | Add 0  | Add 1 | Add 2 | Add 3 | Add 4 | Add 5 | Add 6 | Add 7 | Add 8 | Add 9 |     |

ROMAN PLEAT DRAPERY

[Color photos of this style can be found at [www.fabritecdesigns.com](http://www.fabritecdesigns.com)]



DESIGN APPLICATIONS:

- This style is tailored at the top with a rear facing pleat. As the fabric falls towards the floor, it blouses out to form billowy folds of fabric. This gives the drapery a clean sophisticated look with a soft flowing finish.
- Can be used as a functional drapery that opens and closes.
- Also works well as stationary side panels or tied back draperies.

FABRICS:

- Works well in all fabrics.

FULLNESS:

- The suggested “area to cover” in our price list on the next page will yield appropriate custom fullness. Simply order your drapery to the size of the area you wish to cover, and we will do the rest. Or, specify the number of widths you prefer.

INSTALL:

- Works well on any cord operated, standard white or decorative traverse rod.
- Can be installed on a decorative pole with rings or carriers, either hand or baton operated.
- Can also hang on any fixed rod such as a curtain rod for stationary side panels or tied back draperies.

STANDARDS:

- 4” continental style heading.
  - Double 4” hems.
  - Double 5” or 6” headers or hems available at no extra charge.
  - Double 1½” side hems.
  - Weighted bottom corners and seams.
  - Pattern matched at the seams.
  - Pre-pinned.
  - Seam folded.
- Note: We recommend that you order your drapery seam folded, which is our standard, and have your installer hand dress the pleats on site. This will give you a much nicer product. Fan folding tends to crease drapery and is far less attractive than the soft, rounded pleats that can be achieved with hand dressing. (See page 7).*

LIMITATIONS:

- The Button option should only be used for stationary, non-functioning drapery panels.

PRICING INFORMATION

- For your convenience, prices on the facing page are listed by the width *and* by suggested area to cover, so that you can calculate your own fullness, or rely on our calculations.
- Lined labor prices include our linings.
- Double 5” or 6” hems available at no extra charge.
- Pins: No charge.
- Seam folded: No charge.

OPTIONS PRICING

For **additional options** or for **more detailed information** on these options, **see pages 6 - 7.**

|   | Trim | Banding |
|---|------|---------|
| <b>Vertical Application*</b><br>(Price per foot of finished height) | \$21 | \$25    |
| <b>Horizontal Application*</b><br>(Price per width)                 | \$69 | \$84    |

\*NOTE: • Banding price is for fabrication and application of banding made from your fabric, or for application of ready-made banding supplied by you.  
• Trim price is for trim application, and does not include trim.

|  |                |
|--|----------------|
| <b>Memory Stitching</b>  | \$25 per width |
| <b>Shot Tape</b>   | \$13 per width |
| <b>Grand Band</b><br>(an oversized band of contrasting fabric on the bottom or top of the drapery) | \$54 per width |
| <b>Hand Sewn Rings</b>   | \$14 per ring  |
| <b>Face the Bottom Hem</b>   | \$42 per width |
| <b>Hook &amp; Loop</b> (non-branded Velcro)  | \$50 per width |
| <b>Cut Outs</b>  | \$104 ea       |
| <b>Tiebands &amp; Rosettes</b>   | See page 48    |
| <b>Buttons</b> (fabric covered, 1½” diameter)  | \$38 per width |



# Roman Pleat Drapery

Unlined C.O.M. labor prices are for fabrication labor only. Lined C.O.M. labor prices **include our linings.**

## C.O.M. RETAIL PRICE

| Number of widths                            |                     | 1   | 2   | 3    | 4    | 5    | 6    | 7    | 8    | 9    | 10   |
|---|---------------------|-----|-----|------|------|------|------|------|------|------|------|
| Suggested area to cover in inches           | Panel               | 16" | 37  | 58   | 79   | 101  | 122  | 143  | 164  | 185  | 207  |
|   | Pair                | -   | 27  | 48   | 70   | 91   | 112  | 133  | 155  | 175  | 197  |
| Unlined labor price                         | Up to 108" height   | 112 | 224 | 336  | 448  | 560  | 672  | 800  | 932  | 1068 | 1210 |
| Labor price + Standard lining               |                     | 166 | 332 | 496  | 662  | 828  | 994  | 1174 | 1360 | 1550 | 1746 |
| Labor price + Blackout lining               |                     | 208 | 416 | 624  | 832  | 1040 | 1248 | 1470 | 1700 | 1932 | 2168 |
| Labor price + Lining & Interlining          |                     | 262 | 524 | 786  | 1048 | 1312 | 1574 | 1852 | 2134 | 2420 | 2712 |
| Labor price + Blackout Lining & Interlining |                     | 304 | 610 | 914  | 1218 | 1522 | 1828 | 2148 | 2472 | 2802 | 3136 |
| Unlined labor price                         | 108" to 144" height | 130 | 258 | 388  | 516  | 646  | 774  | 922  | 1074 | 1230 | 1394 |
| Labor price + Standard lining               |                     | 202 | 404 | 606  | 808  | 1010 | 1212 | 1432 | 1658 | 1888 | 2124 |
| Labor price + Blackout lining               |                     | 266 | 530 | 796  | 1060 | 1326 | 1592 | 1874 | 2162 | 2456 | 2756 |
| Labor price + Lining & Interlining          |                     | 336 | 672 | 1008 | 1344 | 1680 | 2016 | 2370 | 2730 | 3094 | 3464 |
| Labor price + Blackout Lining & Interlining |                     | 394 | 788 | 1182 | 1576 | 1970 | 2364 | 2776 | 3194 | 3616 | 4044 |

For longer drapery lengths, call for quote.

# Roman Pleat Drapery

## RING CHART

| Number of widths                 | 1 | 2  | 3  | 4  | 5  | 6  | 7  | 8  | 9  | 10 |
|----------------------------------|---|----|----|----|----|----|----|----|----|----|
| Panels: Number of rings required | 7 | 12 | 17 | 22 | 27 | 32 | 37 | 42 | 47 | 52 |
| Pairs: Number of rings required  | - | 14 | 18 | 24 | 28 | 34 | 38 | 44 | 48 | 54 |

# Roman Pleat Drapery

If fabric has a pattern repeat, add the number of repeats shown at the bottom of the column to determine the total yardage.

## YARDAGE CHART (for 54" fabric)

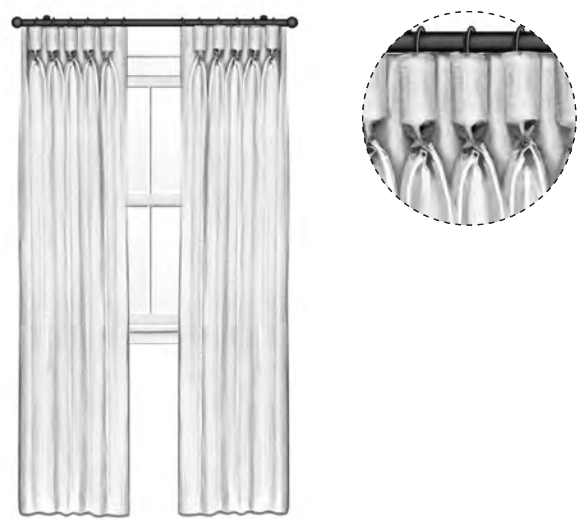
| Number of widths                  |       | 1   | 2  | 3  | 4  | 5   | 6   | 7   | 8   | 9   | 10  |
|-----------------------------------|-------|-----|----|----|----|-----|-----|-----|-----|-----|-----|
| Suggested area to cover in inches | Panel | 16" | 37 | 58 | 79 | 101 | 122 | 143 | 164 | 185 | 207 |
|                                   | Pair  | -   | 27 | 48 | 70 | 91  | 112 | 133 | 155 | 175 | 197 |

# DRAPERY HEIGHT

|                 |        |       |       |       |       |       |       |       |       |       |
|-----------------|--------|-------|-------|-------|-------|-------|-------|-------|-------|-------|
| 36"             | 1¾ YDS | 3½    | 5¼    | 7     | 8¾    | 10½   | 12¼   | 14    | 15¾   | 17½   |
| 42              | 2      | 3¼    | 5¾    | 7¾    | 9½    | 11½   | 13½   | 15¼   | 17¼   | 19¼   |
| 48              | 2      | 4¼    | 6¼    | 8¼    | 10½   | 12½   | 14½   | 16¾   | 18¾   | 20¾   |
| 54              | 2¼     | 4½    | 6¾    | 9     | 11¼   | 13½   | 15¾   | 18    | 20¼   | 22½   |
| 60              | 2½     | 4¾    | 7¼    | 9¾    | 12    | 14½   | 17    | 19¼   | 21¾   | 24¼   |
| 66              | 2½     | 5¼    | 7¾    | 10¼   | 13    | 15½   | 18    | 20¾   | 23¼   | 25¾   |
| 72              | 2¾     | 5½    | 8¼    | 11    | 13¾   | 16½   | 19¼   | 22    | 24¾   | 27½   |
| 78              | 3      | 5¾    | 8¾    | 11¾   | 14½   | 17½   | 20½   | 23¼   | 26¼   | 29¼   |
| 84              | 3      | 6¼    | 9¼    | 12¼   | 15½   | 18½   | 21½   | 24¾   | 27¾   | 30¾   |
| 90              | 3¼     | 6½    | 9¾    | 13    | 16¼   | 19½   | 22¾   | 26    | 29¼   | 32½   |
| 96              | 3½     | 6¾    | 10¼   | 13¾   | 17    | 20½   | 24    | 27¼   | 30¾   | 34¼   |
| 102             | 3½     | 7¼    | 10¾   | 14¼   | 18    | 21½   | 25    | 28¾   | 32¼   | 35¾   |
| 108             | 3¾     | 7½    | 11¼   | 15    | 18¾   | 22½   | 26¼   | 30    | 33¾   | 37½   |
| 114             | 4      | 7¾    | 11¾   | 15¾   | 19½   | 23½   | 27½   | 31¼   | 35¼   | 39¼   |
| 120             | 4      | 8¼    | 12¼   | 16¼   | 20½   | 24½   | 28½   | 32¾   | 36¾   | 40¾   |
| 126             | 4¼     | 8½    | 12¾   | 17    | 21¼   | 25½   | 29¾   | 34    | 38¼   | 42½   |
| 132             | 4½     | 8¾    | 13¼   | 17¾   | 22    | 26½   | 31    | 35¼   | 39¾   | 44¼   |
| 138             | 4½     | 9¼    | 13¾   | 18¼   | 23    | 27½   | 32    | 36¾   | 41¼   | 45¾   |
| 144             | 4¾     | 9½    | 14¼   | 19    | 23¾   | 28½   | 33¼   | 38    | 42¾   | 47½   |
| Buttons Yardage | ½      | ½     | ½     | ½     | ½     | ½     | ½     | ½     | ½     | ½     |
| ADD REPEATS     | Add 0  | Add 1 | Add 2 | Add 3 | Add 4 | Add 5 | Add 6 | Add 7 | Add 8 | Add 9 |

CHAMPAGNE PLEAT DRAPERY

[Color photos of this style can be found at [www.fabritecdesigns.com](http://www.fabritecdesigns.com)]



DESIGN APPLICATIONS:

- This style takes its inspiration from the graceful shape of a champagne flute.
- A high-end look with a variety of design applications from formal and refined to casual and relaxed.
- Can be used as a functional drapery that opens and closes (on a decorative rod only).
- Also works well as stationary side panels or tied back draperies.

FABRICS:

- Works well in all fabrics.

FULLNESS:

- The suggested “area to cover” in our price list on the next page will yield appropriate custom fullness. Simply order your drapery to the size of the area you wish to cover, and we will do the rest. Or, specify the number of widths you prefer.

INSTALL:

- Should be installed on a decorative rod or on a ceiling track so that the panel hangs below the rod. This style is too bulky for regular traverse rods.

STANDARDS:

- 5” continental style heading.
  - Double 4” hems.
  - Double 5” or 6” hems available at no extra charge.
  - Double 1½” side hems.
  - Weighted bottom corners and seams.
  - Pattern matched at the seams.
  - Pre-pinned.
  - Seam folded.
- Note: We recommend that you order your drapery seam folded, which is our standard, and have your installer hand dress the pleats on site. This will give you a much nicer product. Fan folding tends to crease drapery and is far less attractive than the soft, rounded pleats that can be achieved with hand dressing. (See page 7).*

LIMITATIONS:

- Too bulky to install on a functioning traverse rod. Fabric will bunch up between pleats and deform the goblet shape.

PRICING INFORMATION

- For your convenience, prices on the facing page are listed by the width *and* by suggested area to cover, so that you can calculate your own fullness, or rely on our calculations.
- Lined labor prices include our linings.
- Double 5” or 6” hems available at no extra charge.
- Pins: No charge.
- Seam folded: No charge.

OPTIONS PRICING

For **additional options** or for **more detailed information** on these options, **see pages 6 - 7.**

|   | Trim | Banding |
|---|------|---------|
| <b>Vertical Application*</b><br>(Price per foot of finished height) | \$21 | \$25    |
| <b>Horizontal Application*</b><br>(Price per width)                 | \$69 | \$84    |

\*NOTE: • Banding price is for fabrication and application of banding made from your fabric, or for application of ready-made banding supplied by you.  
• Trim price is for trim application, and does not include trim.

|  |                |
|--|----------------|
| <b>Memory Stitching</b>  | \$25 per width |
| <b>Shot Tape</b>   | \$13 per width |
| <b>Grand Band</b><br>(an oversized band of contrasting fabric on the bottom or top of the drapery) | \$54 per width |
| <b>Hand Sewn Rings</b>   | \$14 per ring  |
| <b>Face the Bottom Hem</b>   | \$42 per width |
| <b>Hook &amp; Loop</b> (non-branded Velcro)  | \$50 per width |
| <b>Cut Outs</b>  | \$104 ea       |
| <b>Tiebands &amp; Rosettes</b>   | See page 48    |

# Champagne Pleat Drapery

Unlined C.O.M. labor prices are for fabrication labor only. Lined C.O.M. labor prices **include our linings.**

## C.O.M. RETAIL PRICE

| Number of widths                            |                     | 1   | 2   | 3    | 4    | 5    | 6    | 7    | 8    | 9    | 10   |
|---|---------------------|-----|-----|------|------|------|------|------|------|------|------|
| Suggested area to cover in inches           | Panel               | 16" | 37  | 58   | 79   | 101  | 122  | 143  | 164  | 185  | 207  |
|   | Pair                | -   | 27  | 48   | 70   | 91   | 112  | 133  | 155  | 175  | 197  |
| Unlined labor price                         | Up to 108" height   | 124 | 246 | 370  | 492  | 616  | 738  | 878  | 1024 | 1174 | 1328 |
| Labor price + Standard lining               |                     | 176 | 354 | 530  | 706  | 882  | 1060 | 1254 | 1452 | 1656 | 1864 |
| Labor price + Blackout lining               |                     | 218 | 438 | 656  | 876  | 1094 | 1314 | 1550 | 1790 | 2036 | 2288 |
| Labor price + Lining & Interlining          |                     | 274 | 546 | 820  | 1092 | 1366 | 1640 | 1930 | 2226 | 2526 | 2830 |
| Labor price + Blackout Lining & Interlining |                     | 316 | 632 | 946  | 1262 | 1578 | 1894 | 2226 | 2564 | 2906 | 3254 |
| Unlined labor price                         | 108" to 144" height | 142 | 282 | 424  | 564  | 706  | 846  | 1006 | 1174 | 1346 | 1522 |
| Labor price + Standard lining               |                     | 214 | 428 | 642  | 856  | 1070 | 1284 | 1518 | 1758 | 2002 | 2254 |
| Labor price + Blackout lining               |                     | 278 | 554 | 832  | 1108 | 1386 | 1664 | 1960 | 2262 | 2570 | 2884 |
| Labor price + Lining & Interlining          |                     | 348 | 696 | 1044 | 1392 | 1740 | 2088 | 2456 | 2828 | 3208 | 3592 |
| Labor price + Blackout Lining & Interlining |                     | 406 | 812 | 1218 | 1624 | 2030 | 2436 | 2862 | 3294 | 3732 | 4174 |

For longer drapery lengths, call for quote.

# Champagne Pleat Drapery

## RING CHART

| Number of widths                 | 1 | 2  | 3  | 4  | 5  | 6  | 7  | 8  | 9  | 10 |
|----------------------------------|---|----|----|----|----|----|----|----|----|----|
| Panels: Number of rings required | 7 | 12 | 17 | 22 | 27 | 32 | 37 | 42 | 47 | 52 |
| Pairs: Number of rings required  | - | 14 | 18 | 24 | 28 | 34 | 38 | 44 | 48 | 54 |

# Champagne Pleat Drapery

If fabric has a pattern repeat, add the number of repeats shown at the bottom of the column to determine the total yardage.

## YARDAGE CHART (for 54" fabric)


| Number of widths                  |       | 1   | 2  | 3  | 4  | 5   | 6   | 7   | 8   | 9   | 10  |
|-----------------------------------|-------|-----|----|----|----|-----|-----|-----|-----|-----|-----|
| Suggested area to cover in inches | Panel | 16" | 37 | 58 | 79 | 101 | 122 | 143 | 164 | 185 | 207 |
|                                   | Pair  | -   | 27 | 48 | 70 | 91  | 112 | 133 | 155 | 175 | 197 |

# DRAPERY HEIGHT

|             |        |       |       |       |       |       |       |       |       |       |
|-------------|--------|-------|-------|-------|-------|-------|-------|-------|-------|-------|
| 36"         | 1¾ yds | 3½    | 5½    | 7¼    | 9     | 10¾   | 12¾   | 14½   | 16¼   | 18    |
| 42          | 2      | 4     | 6     | 8     | 9¾    | 11¾   | 13¾   | 15¾   | 17¾   | 19¾   |
| 48          | 2¼     | 4¼    | 6½    | 8½    | 10¾   | 12¾   | 15    | 17    | 19¼   | 21½   |
| 54          | 2¼     | 4½    | 7     | 9¼    | 11½   | 13¾   | 16¼   | 18½   | 20¾   | 23    |
| 60          | 2½     | 5     | 7½    | 10    | 12¼   | 14¾   | 17¼   | 19¾   | 22¼   | 24¾   |
| 66          | 2¾     | 5¼    | 8     | 10½   | 13¾   | 15¾   | 18½   | 21    | 23¾   | 26½   |
| 72          | 2¾     | 5½    | 8½    | 11¼   | 14    | 16¾   | 19¾   | 22½   | 25¼   | 28    |
| 78          | 3      | 6     | 9     | 12    | 14¾   | 17¾   | 20¾   | 23¾   | 26¾   | 29¾   |
| 84          | 3¼     | 6¼    | 9½    | 12½   | 15¾   | 18¾   | 22    | 25    | 28¼   | 31½   |
| 90          | 3¼     | 6½    | 10    | 13¼   | 16½   | 19¾   | 23¼   | 26½   | 29¾   | 33    |
| 96          | 3½     | 7     | 10½   | 14    | 17¼   | 20¾   | 24¼   | 27¾   | 31¼   | 34¾   |
| 102         | 3¾     | 7¼    | 11    | 14½   | 18¾   | 21¾   | 25½   | 29    | 32¾   | 36½   |
| 108         | 3¾     | 7½    | 11½   | 15¼   | 19    | 22¾   | 26¾   | 30½   | 34¼   | 38    |
| 114         | 4      | 8     | 12    | 16    | 19¾   | 23¾   | 27¾   | 31¾   | 35¾   | 39¾   |
| 120         | 4¼     | 8¼    | 12½   | 16½   | 20¾   | 24¾   | 29    | 33    | 37¼   | 41½   |
| 126         | 4¼     | 8½    | 13    | 17¼   | 21½   | 25¾   | 30¼   | 34½   | 38¾   | 43    |
| 132         | 4½     | 9     | 13½   | 18    | 22¼   | 26¾   | 31¼   | 35¾   | 40¼   | 44¾   |
| 138         | 4¾     | 9¼    | 14    | 18½   | 23¾   | 27¾   | 32½   | 37    | 41¾   | 46½   |
| 144         | 4¾     | 9½    | 14½   | 19¼   | 24    | 28¾   | 33¾   | 38½   | 43¼   | 48    |
| ADD REPEATS | Add 0  | Add 1 | Add 2 | Add 3 | Add 4 | Add 5 | Add 6 | Add 7 | Add 8 | Add 9 |

TUDOR PLEAT DRAPERY

[Color photos of this style can be found at [www.fabritecdesigns.com](http://www.fabritecdesigns.com)]



DESIGN APPLICATIONS:

- A contemporary variation of the classic, French pleat drapery.
- A high-end look with a variety of design applications from formal and refined to casual and relaxed.
- Can be used as a functional drapery that opens and closes.
- Also works well as stationary side panels or tied back draperies.

FABRICS:

- Works well in all fabrics.

FULLNESS:

- The suggested “area to cover” in our price list on the next page will yield appropriate custom fullness. Simply order your drapery to the size of the area you wish to cover, and we will do the rest. Or, specify the number of widths you prefer.

INSTALL:

- Works well on any cord operated, standard white or decorative traverse rod.
- Can be installed on a decorative pole with rings or carriers, either hand or baton operated.
- Can also hang on any fixed rod such as a curtain rod for stationary side panels or tied back draperies.

STANDARDS:

- 4” continental style heading.
- Double 4” hems.
- Double 5” or 6” headers or hems available at no extra charge.
- Double 1½” side hems.
- Weighted bottom corners and seams.
- Pattern matched at the seams.
- Pre-pinned.
- Seam folded.

*Note: We recommend that you order your drapery seam folded, which is our standard, and have your installer hand dress the pleats on site. This will give you a much nicer product. Fan folding tends to crease drapery and is far less attractive than the soft, rounded pleats that can be achieved with hand dressing. (See page 7).*

LIMITATIONS:

- Not applicable.

PRICING INFORMATION

- For your convenience, prices on the facing page are listed by the width *and* by suggested area to cover, so that you can calculate your own fullness, or rely on our calculations.
- Lined labor prices include our linings.
- Double 5” or 6” hems available at no extra charge.
- Pins: No charge.
- Seam folded: No charge.

OPTIONS PRICING

For **additional options** or for **more detailed information** on these options, **see pages 6 - 7.**

|   | Trim | Banding |
|---|------|---------|
| <b>Vertical Application*</b><br>(Price per foot of finished height) | \$21 | \$25    |
| <b>Horizontal Application*</b><br>(Price per width)                 | \$69 | \$84    |

\*NOTE: • Banding price is for fabrication and application of banding made from your fabric, or for application of ready-made banding supplied by you.  
• Trim price is for trim application, and does not include trim.

|  |                |
|--|----------------|
| <b>Memory Stitching</b>  | \$25 per width |
| <b>Shot Tape</b>   | \$13 per width |
| <b>Grand Band</b><br>(an oversized band of contrasting fabric on the bottom or top of the drapery) | \$54 per width |
| <b>Hand Sewn Rings</b>   | \$14 per ring  |
| <b>Face the Bottom Hem</b>   | \$42 per width |
| <b>Hook &amp; Loop</b> (non-branded Velcro)  | \$50 per width |
| <b>Cut Outs</b>  | \$104 ea       |
| <b>Tiebands &amp; Rosettes</b>   | See page 48    |

**Tudor Pleat Drapery**  
 Unlined C.O.M. labor prices are for fabrication labor only. Lined C.O.M. labor prices **include our linings.**

**C.O.M. RETAIL PRICE**

| Number of widths                            |                     | 1   | 2   | 3    | 4    | 5    | 6    | 7    | 8    | 9    | 10   |
|---|---------------------|-----|-----|------|------|------|------|------|------|------|------|
| Suggested area to cover in inches           | Panel               | 16" | 37  | 58   | 79   | 101  | 122  | 143  | 164  | 185  | 207  |
|   | Pair                | -   | 27  | 48   | 70   | 91   | 112  | 133  | 155  | 175  | 197  |
| Unlined labor price                         | Up to 108" height   | 112 | 224 | 336  | 448  | 560  | 672  | 800  | 932  | 1068 | 1210 |
| Labor price + Standard lining               |                     | 166 | 332 | 496  | 662  | 828  | 994  | 1174 | 1360 | 1550 | 1746 |
| Labor price + Blackout lining               |                     | 208 | 416 | 624  | 832  | 1040 | 1248 | 1470 | 1700 | 1932 | 2168 |
| Labor price + Lining & Interlining          |                     | 262 | 524 | 786  | 1048 | 1312 | 1574 | 1852 | 2134 | 2420 | 2712 |
| Labor price + Blackout Lining & Interlining |                     | 304 | 610 | 914  | 1218 | 1522 | 1828 | 2148 | 2472 | 2802 | 3136 |
| Unlined labor price                         | 108" to 144" height | 130 | 258 | 388  | 516  | 646  | 774  | 922  | 1074 | 1230 | 1394 |
| Labor price + Standard lining               |                     | 202 | 404 | 606  | 808  | 1010 | 1212 | 1432 | 1658 | 1888 | 2124 |
| Labor price + Blackout lining               |                     | 266 | 530 | 796  | 1060 | 1326 | 1592 | 1874 | 2162 | 2456 | 2756 |
| Labor price + Lining & Interlining          |                     | 336 | 672 | 1008 | 1344 | 1680 | 2016 | 2370 | 2730 | 3094 | 3464 |
| Labor price + Blackout Lining & Interlining |                     | 394 | 788 | 1182 | 1576 | 1970 | 2364 | 2776 | 3194 | 3616 | 4044 |

For longer drapery lengths, call for quote.

| Tudor Pleat Drapery              |   |    |    |    |    |    |    |    | RING CHART |    |
|----------------------------------|---|----|----|----|----|----|----|----|------------|----|
| Number of widths                 | 1 | 2  | 3  | 4  | 5  | 6  | 7  | 8  | 9          | 10 |
| Panels: Number of rings required | 7 | 12 | 17 | 22 | 27 | 32 | 37 | 42 | 47         | 52 |
| Pairs: Number of rings required  | - | 14 | 18 | 24 | 28 | 34 | 38 | 44 | 48         | 54 |

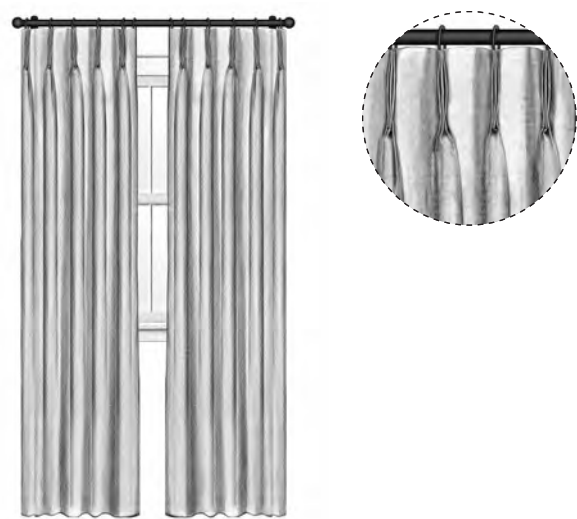
**Tudor Pleat Drapery**  
 If fabric has a pattern repeat, add the number of repeats shown at the bottom of the column to determine the total yardage.

**YARDAGE CHART**  
 (for 54" fabric)

| Number of widths                  |        | 1     | 2     | 3     | 4     | 5     | 6     | 7     | 8     | 9     | 10  |
|-----------------------------------|--------|-------|-------|-------|-------|-------|-------|-------|-------|-------|-----|
| Suggested area to cover in inches | Panel  | 16"   | 37    | 58    | 79    | 101   | 122   | 143   | 164   | 185   | 207 |
|                                   | Pair   | -     | 27    | 48    | 70    | 91    | 112   | 133   | 155   | 175   | 197 |
| DRAPERY HEIGHT                    |        |       |       |       |       |       |       |       |       |       |     |
| 36"                               | 1¾ yds | 3½    | 5¼    | 7     | 8¾    | 10½   | 12¼   | 14    | 15¾   | 17½   |     |
| 42                                | 2      | 3¼    | 5¾    | 7¾    | 9½    | 11½   | 13½   | 15¼   | 17¼   | 19¼   |     |
| 48                                | 2      | 4¼    | 6¼    | 8¼    | 10½   | 12½   | 14½   | 16¾   | 18¾   | 20¾   |     |
| 54                                | 2¼     | 4½    | 6¾    | 9     | 11¼   | 13½   | 15¾   | 18    | 20¼   | 22½   |     |
| 60                                | 2½     | 4¾    | 7¼    | 9¾    | 12    | 14½   | 17    | 19¼   | 21¾   | 24¼   |     |
| 66                                | 2½     | 5¼    | 7¾    | 10¼   | 13    | 15½   | 18    | 20¾   | 23¼   | 25¾   |     |
| 72                                | 2¾     | 5½    | 8¼    | 11    | 13¾   | 16½   | 19¼   | 22    | 24¾   | 27½   |     |
| 78                                | 3      | 5¾    | 8¾    | 11¾   | 14½   | 17½   | 20½   | 23¼   | 26¼   | 29¼   |     |
| 84                                | 3      | 6¼    | 9¼    | 12¼   | 15½   | 18½   | 21½   | 24¾   | 27¾   | 30¾   |     |
| 90                                | 3¼     | 6½    | 9¾    | 13    | 16¼   | 19½   | 22¾   | 26    | 29¼   | 32½   |     |
| 96                                | 3½     | 6¾    | 10¼   | 13¾   | 17    | 20½   | 24    | 27¼   | 30¾   | 34¼   |     |
| 102                               | 3½     | 7¼    | 10¾   | 14¼   | 18    | 21½   | 25    | 28¾   | 32¼   | 35¾   |     |
| 108                               | 3¾     | 7½    | 11¼   | 15    | 18¾   | 22½   | 26¼   | 30    | 33¾   | 37½   |     |
| 114                               | 4      | 7¾    | 11¾   | 15¾   | 19½   | 23½   | 27½   | 31¼   | 35¼   | 39¼   |     |
| 120                               | 4      | 8¼    | 12¼   | 16¼   | 20½   | 24½   | 28½   | 32¾   | 36¾   | 40¾   |     |
| 126                               | 4¼     | 8½    | 12¾   | 17    | 21¼   | 25½   | 29¾   | 34    | 38¼   | 42½   |     |
| 132                               | 4½     | 8¾    | 13¼   | 17¾   | 22    | 26½   | 31    | 35¼   | 39¾   | 44¼   |     |
| 138                               | 4½     | 9¼    | 13¾   | 18¼   | 23    | 27½   | 32    | 36¾   | 41¼   | 45¾   |     |
| 144                               | 4¾     | 9½    | 14¼   | 19    | 23¾   | 28½   | 33¼   | 38    | 42¾   | 47½   |     |
| ADD REPEATS                       | Add 0  | Add 1 | Add 2 | Add 3 | Add 4 | Add 5 | Add 6 | Add 7 | Add 8 | Add 9 |     |

# CONTINENTAL PLEAT DRAPERY

[Color photos of this style can be found at [www.fabritecdesigns.com](http://www.fabritecdesigns.com)]



### DESIGN APPLICATIONS:

- This style is a contemporary merging of two great classics! A simple French pleat tucked between Roman pleats.
- A high-end look with a variety of design applications from formal and refined to casual and relaxed.
- Ideal as stationary side panels or tied back draperies.
- Can be used as a functional drapery that opens and closes on a decorative rod only.

### FABRICS:

- Works well in all fabrics.

### FULLNESS:

- The suggested “area to cover” in our price list on the next page will yield appropriate custom fullness. Simply order your drapery to the size of the area you wish to cover, and we will do the rest. Or, specify the number of widths you prefer.

### INSTALL:

- Should be installed on a decorative rod, or on a ceiling track only, so that the panel hangs below the rod. This style is too bulky for regular traverse rods.

### STANDARDS:

- 5” continental style heading.
- Double 4” hems.
- Double 6” headers or hems available at no extra charge.
- Double 1½” side hems.
- Weighted bottom corners and seams.
- Pattern matched at the seams.
- Pre-pinned.
- Seam folded.

*Note: We recommend that you order your drapery seam folded, which is our standard, and have your installer hand dress the pleats on site. This will give you a much nicer product. Fan folding tends to crease drapery and is far less attractive than the soft, rounded pleats that can be achieved with hand dressing. (See page 7).*

### LIMITATIONS:

- This style requires three times fullness and can become very heavy if a bulky or upholstery weight fabric is selected.

## PRICING INFORMATION

- For your convenience, prices on the facing page are listed by the width *and* by suggested area to cover, so that you can calculate your own fullness, or rely on our calculations.
- Lined labor prices include our linings.
- Double 5” or 6” hems available at no extra charge.
- Pins: No charge.
- Seam folded: No charge.

## OPTIONS PRICING

For **additional options** or for **more detailed information** on these options, **see pages 6 - 7.**

|   | Trim | Banding |
|---|------|---------|
| <b>Vertical Application*</b><br>(Price per foot of finished height) | \$21 | \$25    |
| <b>Horizontal Application*</b><br>(Price per width)                 | \$69 | \$84    |

\*NOTE: • Banding price is for fabrication and application of banding made from your fabric, or for application of ready-made banding supplied by you.  
• Trim price is for trim application, and does not include trim.

|  |                |
|--|----------------|
| <b>Memory Stitching</b>  | \$25 per width |
| <b>Shot Tape</b>   | \$13 per width |
| <b>Grand Band</b><br>(an oversized band of contrasting fabric on the bottom or top of the drapery) | \$54 per width |
| <b>Hand Sewn Rings</b>   | \$14 per ring  |
| <b>Face the Bottom Hem</b>   | \$42 per width |
| <b>Hook &amp; Loop</b> (non-branded Velcro)  | \$50 per width |
| <b>Cut Outs</b>  | \$104 ea       |
| <b>Tiebands &amp; Rosettes</b>   | See page 48    |

**Continental Pleat Drapery**  
 Unlined C.O.M. labor prices are for fabrication labor only. Lined C.O.M. labor prices **include our linings.**

**C.O.M. RETAIL PRICE**

| Number of widths                            |                     | 1   | 2   | 3    | 4    | 5    | 6    | 7    | 8    | 9    | 10   |
|---|---------------------|-----|-----|------|------|------|------|------|------|------|------|
| Suggested area to cover in inches           | Panel               | 13" | 30  | 48   | 66   | 83   | 101  | 119  | 136  | 154  | 172  |
|   | Pair                | -   | 21  | 38   | 56   | 74   | 92   | 109  | 127  | 144  | 162  |
| Unlined labor price                         | Up to 108" height   | 118 | 236 | 354  | 472  | 590  | 708  | 842  | 982  | 1126 | 1274 |
| Labor price + Standard lining               |                     | 172 | 344 | 514  | 686  | 858  | 1030 | 1218 | 1410 | 1608 | 1810 |
| Labor price + Blackout lining               |                     | 214 | 428 | 642  | 856  | 1070 | 1284 | 1514 | 1748 | 1988 | 2234 |
| Labor price + Lining & Interlining          |                     | 268 | 536 | 804  | 1072 | 1342 | 1610 | 1894 | 2184 | 2478 | 2776 |
| Labor price + Blackout lining & Interlining |                     | 310 | 622 | 932  | 1242 | 1552 | 1864 | 2190 | 2522 | 2858 | 3200 |
| Unlined labor price                         | 108" to 144" height | 136 | 272 | 408  | 544  | 680  | 816  | 972  | 1132 | 1298 | 1468 |
| Labor price + Standard lining               |                     | 210 | 418 | 628  | 836  | 1046 | 1254 | 1482 | 1716 | 1956 | 2200 |
| Labor price + Blackout lining               |                     | 272 | 544 | 816  | 1088 | 1362 | 1634 | 1924 | 2222 | 2524 | 2830 |
| Labor price + Lining & Interlining          |                     | 342 | 686 | 1028 | 1372 | 1714 | 2058 | 2420 | 2788 | 3160 | 3538 |
| Labor price + Blackout lining & Interlining |                     | 402 | 802 | 1204 | 1604 | 2006 | 2406 | 2826 | 3252 | 3684 | 4120 |

For longer drapery lengths, call for quote.

| Continental Pleat Drapery        |   |    |    |    |    |    |    |    |    | RING CHART |
|----------------------------------|---|----|----|----|----|----|----|----|----|------------|
| Number of widths                 | 1 | 2  | 3  | 4  | 5  | 6  | 7  | 8  | 9  | 10         |
| Panels: Number of rings required | 7 | 12 | 17 | 22 | 27 | 32 | 37 | 42 | 47 | 52         |
| Pairs: Number of rings required  | - | 14 | 18 | 24 | 28 | 34 | 38 | 44 | 48 | 54         |

**Continental Pleat Drapery**  
 If fabric has a pattern repeat, add the number of repeats shown at the bottom of the column to determine the total yardage.

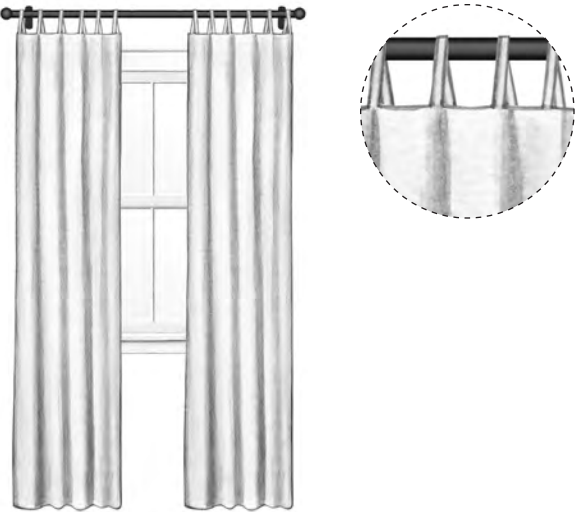
**YARDAGE CHART**  
 (for 54" fabric)

| Number of widths                  |        | 1     | 2     | 3     | 4     | 5     | 6     | 7     | 8     | 9     | 10  |
|-----------------------------------|--------|-------|-------|-------|-------|-------|-------|-------|-------|-------|-----|
| Suggested area to cover in inches | Panel  | 13"   | 30    | 48    | 66    | 83    | 101   | 119   | 136   | 154   | 172 |
|                                   | Pair   | -     | 21    | 38    | 56    | 74    | 92    | 109   | 127   | 144   | 162 |
| DRAPERY HEIGHT                    |        |       |       |       |       |       |       |       |       |       |     |
| 36"                               | 1¾ yds | 3½    | 5½    | 7¼    | 9     | 10¾   | 12¾   | 14½   | 16¼   | 18    |     |
| 42                                | 2      | 4     | 6     | 8     | 9¾    | 11¾   | 13¾   | 15¾   | 17¾   | 19¾   |     |
| 48                                | 2¼     | 4¼    | 6½    | 8½    | 10¾   | 12¾   | 15    | 17    | 19¼   | 21½   |     |
| 54                                | 2¼     | 4½    | 7     | 9¼    | 11½   | 13¾   | 16¼   | 18½   | 20¾   | 23    |     |
| 60                                | 2½     | 5     | 7½    | 10    | 12¼   | 14¾   | 17¼   | 19¾   | 22¼   | 24¾   |     |
| 66                                | 2¾     | 5¼    | 8     | 10½   | 13¾   | 15¾   | 18½   | 21    | 23¾   | 26½   |     |
| 72                                | 2¾     | 5½    | 8½    | 11¼   | 14    | 16¾   | 19¾   | 22½   | 25¼   | 28    |     |
| 78                                | 3      | 6     | 9     | 12    | 14¾   | 17¾   | 20¾   | 23¾   | 26¾   | 29¾   |     |
| 84                                | 3¼     | 6¼    | 9½    | 12½   | 15¾   | 18¾   | 22    | 25    | 28¼   | 31½   |     |
| 90                                | 3¼     | 6½    | 10    | 13¾   | 16½   | 19¾   | 23¼   | 26½   | 29¾   | 33    |     |
| 96                                | 3½     | 7     | 10½   | 14    | 17¼   | 20¾   | 24¼   | 27¾   | 31¼   | 34¾   |     |
| 102                               | 3¾     | 7¼    | 11    | 14½   | 18¾   | 21¾   | 25½   | 29    | 32¾   | 36½   |     |
| 108                               | 3¾     | 7½    | 11½   | 15¼   | 19    | 22¾   | 26¾   | 30½   | 34¼   | 38    |     |
| 114                               | 4      | 8     | 12    | 16    | 19¾   | 23¾   | 27¾   | 31¾   | 35¾   | 39¾   |     |
| 120                               | 4¼     | 8¼    | 12½   | 16½   | 20¾   | 24¾   | 29    | 33    | 37¼   | 41½   |     |
| 126                               | 4¼     | 8½    | 13    | 17¼   | 21½   | 25¾   | 30¾   | 34½   | 38¾   | 43    |     |
| 132                               | 4½     | 9     | 13½   | 18    | 22¼   | 26¾   | 31¼   | 35¾   | 40¼   | 44¾   |     |
| 138                               | 4¾     | 9¼    | 14    | 18½   | 23¾   | 27¾   | 32½   | 37    | 41¾   | 46½   |     |
| 144                               | 4¾     | 9½    | 14½   | 19¼   | 24    | 28¾   | 33¾   | 38½   | 43¼   | 48    |     |
| ADD REPEATS                       | Add 0  | Add 1 | Add 2 | Add 3 | Add 4 | Add 5 | Add 6 | Add 7 | Add 8 | Add 9 |     |



CAMISOLE DRAPERY

[Color photos of this style can be found at [www.fabritecdesigns.com](http://www.fabritecdesigns.com)]



DESIGN APPLICATIONS:

- The thin straps of this panel give the Camisole its distinctive look.
- Best used in rooms that have a casual, relaxed feeling.
- Ideal as stationary side panels or tied back draperies.

FABRICS:

- Works well in all fabrics.

FULLNESS:

- The suggested “area to cover” in our price list on the next page will yield appropriate custom fullness. Simply order your drapery to the size of the area you wish to cover, and we will do the rest. Or, specify the number of widths you prefer.

INSTALL:

- Designed for use with a decorative rod only.
- This style is made as a flat panel, wider than the area to be covered and then gathered onto the rod to the desired width at the time of installation.

STANDARDS:

- Tabs are ½” wide x 4” long.
- Double 1½” top hem.
- Double 4” hems.
- Double 5” or 6” hems available at no extra charge.
- Double 1½” side hems.
- Weighted bottom corners and seams.
- Pattern matched at the seams.
- Finished length includes the 4” thin straps (tabs) on top.

LIMITATIONS:

- Best used as stationary side panels or tied back draperies, not as a functional drapery that opens and closes.
- If used as a functional drapery, this style will require dressing each time it is closed to distribute the fullness evenly. Otherwise, the leading edge will flatten out when the panel is closed.
- Unless otherwise specified, this style does not return to the wall.

PRICING INFORMATION

- For your convenience, prices on the facing page are listed by the width *and* by suggested area to cover, so that you can calculate your own fullness, or rely on our calculations.
- Lined labor prices include our linings.
- Double 5” or 6” hems available at no extra charge.

OPTIONS PRICING

For **additional options** or for **more detailed information** on these options, **see pages 6 - 7.**

|   | Trim | Banding |
|---|------|---------|
| <b>Vertical Application*</b><br>(Price per foot of finished height) | \$21 | \$25    |
| <b>Horizontal Application*</b><br>(Price per width)                 | \$69 | \$84    |

\*NOTE: • Banding price is for fabrication and application of banding made from your fabric, or for application of ready-made banding supplied by you.  
• Trim price is for trim application, and does not include trim.

|  |                |
|--|----------------|
| <b>Shot Tape</b>   | \$13 per width |
| <b>Grand Band</b><br>(an oversized band of contrasting fabric on the bottom or top of the drapery) | \$54 per width |
| <b>Face the Bottom Hem</b>   | \$42 per width |
| <b>Tiebands &amp; Rosettes</b>   | See page 48    |

## Camisole Drapery

Unlined C.O.M. labor prices are for fabrication labor only. Lined C.O.M. labor prices **include our linings.**

### C.O.M. RETAIL PRICE

| Number of widths                            |                     | 1   | 2   | 3    | 4    | 5    | 6    | 7    | 8    | 9    | 10   |
|---|---------------------|-----|-----|------|------|------|------|------|------|------|------|
| Suggested area to cover in inches           | Panel               | 24" | 51  | 77   | 104  | 130  | 157  | 183  | 210  | 236  | 263  |
|   | Pair                | -   | 48  | 74   | 101  | 127  | 154  | 180  | 207  | 233  | 260  |
| Unlined labor price                         | Up to 108" height   | 104 | 208 | 312  | 416  | 520  | 624  | 742  | 866  | 992  | 1124 |
| Labor price + Standard lining               |                     | 158 | 316 | 472  | 630  | 788  | 946  | 1118 | 1294 | 1474 | 1658 |
| Labor price + Blackout lining               |                     | 200 | 400 | 600  | 800  | 1000 | 1200 | 1414 | 1632 | 1856 | 2082 |
| Labor price + Lining & Interlining          |                     | 254 | 508 | 762  | 1016 | 1272 | 1526 | 1794 | 2068 | 2344 | 2626 |
| Labor price + Blackout lining & Interlining |                     | 296 | 594 | 890  | 1186 | 1482 | 1780 | 2090 | 2406 | 2726 | 3048 |
| Unlined labor price                         | 108" to 144" height | 120 | 240 | 360  | 480  | 600  | 720  | 856  | 998  | 1144 | 1296 |
| Labor price + Standard lining               |                     | 194 | 386 | 580  | 772  | 966  | 1158 | 1368 | 1584 | 1802 | 2026 |
| Labor price + Blackout lining               |                     | 256 | 512 | 768  | 1024 | 1282 | 1538 | 1810 | 2088 | 2370 | 2658 |
| Labor price + Lining & Interlining          |                     | 326 | 654 | 980  | 1308 | 1634 | 1962 | 2306 | 2654 | 3008 | 3366 |
| Labor price + Blackout lining & Interlining |                     | 386 | 770 | 1156 | 1540 | 1926 | 2310 | 2712 | 3120 | 3530 | 3948 |

For longer drapery lengths, call for quote.

## Camisole Drapery

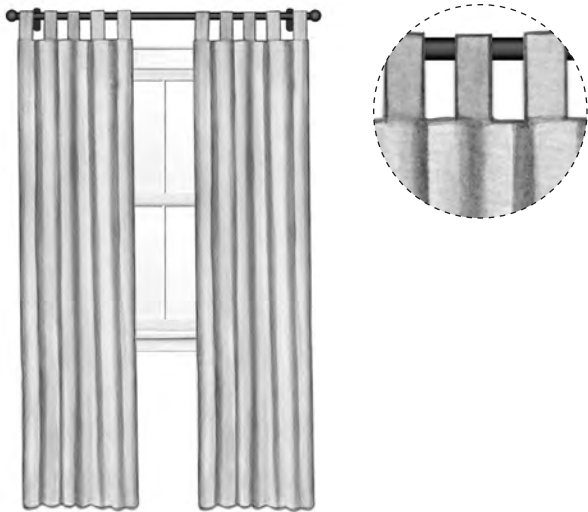
If fabric has a pattern repeat, add the number of repeats shown at the bottom of the column to determine the total yardage.

### YARDAGE CHART (for 54" fabric)

| Number of widths                  |       | 1     | 2     | 3     | 4     | 5     | 6     | 7     | 8     | 9     | 10  |
|-----------------------------------|-------|-------|-------|-------|-------|-------|-------|-------|-------|-------|-----|
| Suggested area to cover in inches | Panel | 24"   | 51    | 77    | 104   | 130   | 157   | 183   | 210   | 236   | 263 |
|                                   | Pair  | -     | 48    | 74    | 101   | 127   | 154   | 180   | 207   | 233   | 260 |
| DRAPERY HEIGHT                    |       |       |       |       |       |       |       |       |       |       |     |
| 36"                               | 2 yds | 3½    | 5¼    | 6¾    | 8¾    | 10¼   | 12    | 13½   | 15½   | 17    |     |
| 42                                | 2     | 4     | 5¾    | 7½    | 9½    | 11¼   | 13    | 15    | 17    | 18¾   |     |
| 48                                | 2¼    | 4¼    | 6¼    | 8     | 10½   | 12¼   | 14¼   | 16¼   | 18½   | 20½   |     |
| 54                                | 2½    | 4½    | 6¾    | 8¾    | 11¼   | 13¼   | 15½   | 17½   | 20    | 22    |     |
| 60                                | 2½    | 5     | 7¼    | 9½    | 12    | 14¼   | 16½   | 19    | 21½   | 23¾   |     |
| 66                                | 2¾    | 5¼    | 7¾    | 10    | 13    | 15¼   | 17¾   | 20¼   | 23    | 25½   |     |
| 72                                | 3     | 5½    | 8¾    | 10¾   | 13¾   | 16¼   | 19    | 21½   | 24½   | 27    |     |
| 78                                | 3     | 6     | 8¾    | 11½   | 14½   | 17¼   | 20    | 23    | 26    | 28¾   |     |
| 84                                | 3¼    | 6¼    | 9¼    | 12    | 15½   | 18¼   | 21¼   | 24¼   | 27½   | 30½   |     |
| 90                                | 3½    | 6½    | 9¾    | 12¾   | 16¼   | 19¼   | 22½   | 25½   | 29    | 32    |     |
| 96                                | 3½    | 7     | 10¼   | 13½   | 17    | 20¼   | 23½   | 27    | 30½   | 33¾   |     |
| 102                               | 3¾    | 7¼    | 10¾   | 14    | 18    | 21¼   | 24¾   | 28¼   | 32    | 35½   |     |
| 108                               | 4     | 7½    | 11¼   | 14¾   | 18¾   | 22¼   | 26    | 29½   | 33½   | 37    |     |
| 114                               | 4     | 8     | 11¾   | 15½   | 19½   | 23¼   | 27    | 31    | 35    | 38¾   |     |
| 120                               | 4¼    | 8¼    | 12¼   | 16    | 20½   | 24¼   | 28¼   | 32¼   | 36½   | 40½   |     |
| 126                               | 4½    | 8½    | 12¾   | 16¾   | 21¼   | 25¼   | 29½   | 33½   | 38    | 42    |     |
| 132                               | 4½    | 9     | 13¼   | 17½   | 22    | 26¼   | 30½   | 35    | 39½   | 43¾   |     |
| 138                               | 4¾    | 9¼    | 13¾   | 18    | 23    | 27¼   | 31¾   | 36¼   | 41    | 45½   |     |
| 144                               | 5     | 4½    | 14¼   | 18¾   | 23¾   | 28¼   | 33    | 37½   | 42½   | 47    |     |
| ADD REPEATS                       | Add 0 | Add 1 | Add 2 | Add 3 | Add 4 | Add 5 | Add 6 | Add 7 | Add 8 | Add 9 |     |

# TAB TOP DRAPERY

[Color photos of this style can be found at [www.fabritecdesigns.com](http://www.fabritecdesigns.com)]



### DESIGN APPLICATIONS:

- This handsome panel features classic wide tabs designed for use with a decorative rod.
- Best used in rooms that have a casual, relaxed feeling.
- Ideal as stationary side panels or tied back draperies.

### FABRICS:

- Works well in all fabrics.

### FULLNESS:

- The suggested “area to cover” in our price list on the next page will yield appropriate custom fullness. Simply order your drapery to the size of the area you wish to cover, and we will do the rest. Or, specify the number of widths you prefer.

### INSTALL:

- Designed for use with a decorative rod only.
- This style is made as a flat panel, wider than the area to be covered and then gathered onto the rod to the desired width at the time of installation.

### STANDARDS:

- Tabs are 2” wide x 4” long.
- Double 1½” top hem.
- Double 4” hems.
- Double 5” or 6” hems available at no extra charge.
- Double 1½” side hems.
- Weighted bottom corners and seams.
- Pattern matched at the seams.
- Finished length includes the 4” tabs on top.

### LIMITATIONS:

- Best used as stationary side panels or tied back draperies, not as a functional drapery that opens and closes.
- If used as a functional drapery, this style will require dressing each time it is closed to distribute the fullness evenly. Otherwise, the leading edge will flatten out when the panel is closed.
- Unless otherwise specified, this style does not return to the wall.

## PRICING INFORMATION

- For your convenience, prices on the facing page are listed by the width *and* by suggested area to cover, so that you can calculate your own fullness, or rely on our calculations.
- Lined labor prices include our linings.
- Double 5” or 6” hems available at no extra charge.

## OPTIONS PRICING

For **additional options** or for **more detailed information** on these options, **see pages 6 - 7.**

|   | Trim | Banding |
|---|------|---------|
| <b>Vertical Application*</b><br>(Price per foot of finished height) | \$21 | \$25    |
| <b>Horizontal Application*</b><br>(Price per width)                 | \$69 | \$84    |

- \*NOTE:
- Banding price is for fabrication and application of banding made from your fabric, or for application of ready-made banding supplied by you.
  - Trim price is for trim application, and does not include trim.

|  |                |
|--|----------------|
| <b>Shot Tape</b>   | \$13 per width |
| <b>Grand Band</b><br>(an oversized band of contrasting fabric on the bottom or top of the drapery) | \$54 per width |
| <b>Face the Bottom Hem</b>   | \$42 per width |
| <b>Tiebands &amp; Rosettes</b>   | See page 48    |

**Tab Top Drapery**  
 Unlined C.O.M. labor prices are for fabrication labor only. Lined C.O.M. labor prices **include our linings.**

**C.O.M. RETAIL PRICE**

| Number of widths                            |                     | 1   | 2   | 3    | 4    | 5    | 6    | 7    | 8    | 9    | 10   |
|---|---------------------|-----|-----|------|------|------|------|------|------|------|------|
| Suggested area to cover in inches           | Panel               | 24" | 51  | 77   | 104  | 130  | 157  | 183  | 210  | 236  | 263  |
|   | Pair                | -   | 48  | 74   | 101  | 127  | 154  | 180  | 207  | 233  | 260  |
| Unlined labor price                         | Up to 108" height   | 104 | 208 | 312  | 416  | 520  | 624  | 742  | 866  | 992  | 1124 |
| Labor price + Standard lining               |                     | 158 | 316 | 472  | 630  | 788  | 946  | 1118 | 1294 | 1474 | 1658 |
| Labor price + Blackout lining               |                     | 200 | 400 | 600  | 800  | 1000 | 1200 | 1414 | 1632 | 1856 | 2082 |
| Labor price + Lining & Interlining          |                     | 254 | 508 | 762  | 1016 | 1272 | 1526 | 1794 | 2068 | 2344 | 2626 |
| Labor price + Blackout lining & Interlining |                     | 296 | 594 | 890  | 1186 | 1482 | 1780 | 2090 | 2406 | 2726 | 3048 |
| Unlined labor price                         | 108" to 144" height | 120 | 240 | 360  | 480  | 600  | 720  | 856  | 998  | 1144 | 1296 |
| Labor price + Standard lining               |                     | 194 | 386 | 580  | 772  | 966  | 1158 | 1368 | 1584 | 1802 | 2026 |
| Labor price + Blackout lining               |                     | 256 | 512 | 768  | 1024 | 1282 | 1538 | 1810 | 2088 | 2370 | 2658 |
| Labor price + Lining & Interlining          |                     | 326 | 654 | 980  | 1308 | 1634 | 1962 | 2306 | 2654 | 3008 | 3366 |
| Labor price + Blackout lining & Interlining |                     | 386 | 770 | 1156 | 1540 | 1926 | 2310 | 2712 | 3120 | 3530 | 3948 |

For longer drapery lengths, call for quote.


**Tab Top Drapery**  
 If fabric has a pattern repeat, add the number of repeats shown at the bottom of the column to determine the total yardage.

**YARDAGE CHART**  
 (for 54" fabric)

| Number of widths                  |       | 1     | 2     | 3     | 4     | 5     | 6     | 7     | 8     | 9     | 10  |
|-----------------------------------|-------|-------|-------|-------|-------|-------|-------|-------|-------|-------|-----|
| Suggested area to cover in inches | Panel | 24"   | 51    | 77    | 104   | 130   | 157   | 183   | 210   | 236   | 263 |
|                                   | Pair  | -     | 48    | 74    | 101   | 127   | 154   | 180   | 207   | 233   | 260 |
| DRAPERY HEIGHT                    |       |       |       |       |       |       |       |       |       |       |     |
| 36"                               | 2 yds | 3½    | 5½    | 7     | 9     | 10½   | 12½   | 14    | 16    | 17½   |     |
| 42                                | 2     | 3¾    | 6     | 7¾    | 9¾    | 11½   | 13½   | 15¼   | 17½   | 19¼   |     |
| 48                                | 2¼    | 4¼    | 6½    | 8¼    | 10½   | 12½   | 14¾   | 16¾   | 19    | 20¾   |     |
| 54                                | 2½    | 4½    | 7     | 9     | 11½   | 13½   | 16    | 18    | 20½   | 22½   |     |
| 60                                | 2½    | 4¾    | 7½    | 9¾    | 12¼   | 14½   | 17    | 19¼   | 22    | 24¼   |     |
| 66                                | 2¾    | 5¼    | 8     | 10¼   | 13    | 15½   | 18¼   | 20¾   | 23½   | 25¾   |     |
| 72                                | 3     | 5½    | 8½    | 11    | 14    | 16½   | 19½   | 22    | 25    | 27½   |     |
| 78                                | 3     | 5¾    | 9     | 11¾   | 14¾   | 17½   | 20½   | 23¼   | 26½   | 29¼   |     |
| 84                                | 3¼    | 6¼    | 9½    | 12¼   | 15½   | 18½   | 21¾   | 24¾   | 28    | 30¾   |     |
| 90                                | 3½    | 6½    | 10    | 13    | 16½   | 19½   | 23    | 26    | 29½   | 32½   |     |
| 96                                | 2½    | 6¾    | 10½   | 13¾   | 17¼   | 20½   | 24    | 27¼   | 31    | 34¼   |     |
| 102                               | 3¾    | 7¼    | 11    | 14¼   | 18    | 21½   | 25¼   | 28¾   | 32½   | 35¾   |     |
| 108                               | 4     | 7½    | 11½   | 15    | 19    | 22½   | 26½   | 30    | 34    | 37½   |     |
| 114                               | 4     | 7¾    | 12    | 15¾   | 19¾   | 23½   | 27½   | 31¼   | 35½   | 39¼   |     |
| 120                               | 4¼    | 8¼    | 12½   | 16¼   | 20½   | 24½   | 28¾   | 32¾   | 37    | 40¾   |     |
| 126                               | 4½    | 8½    | 13    | 17    | 21½   | 25½   | 30    | 34    | 38½   | 42½   |     |
| 132                               | 4½    | 8¾    | 13½   | 17¾   | 22¼   | 26½   | 31    | 35¼   | 40    | 44¼   |     |
| 138                               | 4¾    | 9¼    | 14    | 18¼   | 23    | 27½   | 32¼   | 36¾   | 41½   | 45¾   |     |
| 144                               | 5     | 9½    | 14½   | 19    | 24    | 28½   | 33½   | 38    | 43    | 47½   |     |
| ADD REPEATS                       | Add 0 | Add 1 | Add 2 | Add 3 | Add 4 | Add 5 | Add 6 | Add 7 | Add 8 | Add 9 |     |

TUCK TOP DRAPERY

[Color photos of this style can be found at [www.fabritecdesigns.com](http://www.fabritecdesigns.com)]



DESIGN APPLICATIONS:

- This simple panel offers an understated look, and is very much at home in casual, relaxed rooms.
- Designed with pin hooks for use with a decorative rod.
- Ideal as stationary side panels or tied back draperies.
- Can be used as a functional drapery that opens and closes on a decorative rod only.

FABRICS:

- Works well in light to medium weight fabrics, including sheers.

FULLNESS:

- The suggested “area to cover” in our price list on the next page will yield appropriate custom fullness. Simply order your drapery to the size of the area you wish to cover, and we will do the rest. Or, specify the number of widths you prefer.

INSTALL:

- Designed for use with a decorative rod and rings.
- This style is made as a flat panel, wider than the area to be covered and then gathered onto the rod to the desired width at the time of installation.

STANDARDS:

- Double 1½” top hem.
- Double 4” hems.
- Double 5” or 6” hems available at no extra charge.
- Double 1½” side hems.
- Weighted bottom corners and seams.
- Pattern matched at the seams.
- Pre-pinned.

LIMITATIONS:

- If used as a functional drapery, this style will require dressing each time it is closed to distribute the fullness evenly. Otherwise, the leading edge will flatten out when the panel is closed.
- Unless otherwise specified, this style does not return to the wall.

PRICING INFORMATION

- For your convenience, prices on the facing page are listed by the width *and* by suggested area to cover, so that you can calculate your own fullness, or rely on our calculations.
- Lined labor prices include our linings.
- Double 5” or 6” hems available at no extra charge.

OPTIONS PRICING

For **additional options** or for **more detailed information** on these options, **see pages 6 - 7.**

|   | Trim | Banding |
|---|------|---------|
| <b>Vertical Application*</b><br>(Price per foot of finished height) | \$21 | \$25    |
| <b>Horizontal Application*</b><br>(Price per width)                 | \$69 | \$84    |

- \*NOTE:
- Banding price is for fabrication and application of banding made from your fabric, or for application of ready-made banding supplied by you.
  - Trim price is for trim application, and does not include trim.

|  |                |
|--|----------------|
| <b>Shot Tape</b>   | \$13 per width |
| <b>Grand Band</b><br>(an oversized band of contrasting fabric on the bottom or top of the drapery) | \$54 per width |
| <b>Hand Sewn Rings</b>   | \$14 per ring  |
| <b>Face the Bottom Hem</b>   | \$42 per width |
| <b>Tiebands &amp; Rosettes</b>   | See page 48    |

**Tuck Top Drapery**  
 Unlined C.O.M. labor prices are for fabrication labor only. Lined C.O.M. labor prices **include our linings.**

**C.O.M. RETAIL PRICE**

| Number of widths                            |                     | 1   | 2   | 3    | 4    | 5    | 6    | 7    | 8    | 9    | 10   |
|---|---------------------|-----|-----|------|------|------|------|------|------|------|------|
| Suggested area to cover in inches           | Panel               | 22" | 47  | 71   | 96   | 121  | 145  | 170  | 195  | 219  | 244  |
|   | Pair                | -   | 44  | 68   | 94   | 118  | 143  | 167  | 192  | 216  | 241  |
| Unlined labor price                         | Up to 108" height   | 96  | 192 | 288  | 384  | 480  | 576  | 686  | 798  | 916  | 1036 |
| Labor price + Standard lining               |                     | 150 | 300 | 448  | 598  | 748  | 898  | 1060 | 1228 | 1398 | 1572 |
| Labor price + Blackout lining               |                     | 192 | 384 | 576  | 768  | 960  | 1152 | 1356 | 1566 | 1778 | 1996 |
| Labor price + Lining & Interlining          |                     | 246 | 492 | 738  | 984  | 1232 | 1478 | 1738 | 2000 | 2268 | 2540 |
| Labor price + Blackout Lining & Interlining |                     | 288 | 578 | 866  | 1154 | 1442 | 1732 | 2034 | 2340 | 2650 | 2962 |
| Unlined labor price                         | 108" to 144" height | 110 | 220 | 330  | 440  | 550  | 660  | 786  | 916  | 1050 | 1188 |
| Labor price + Standard lining               |                     | 184 | 366 | 550  | 732  | 916  | 1098 | 1296 | 1500 | 1708 | 1918 |
| Labor price + Blackout lining               |                     | 246 | 492 | 738  | 984  | 1232 | 1478 | 1738 | 2004 | 2276 | 2550 |
| Labor price + Lining & Interlining          |                     | 316 | 634 | 950  | 1268 | 1584 | 1902 | 2234 | 2572 | 2912 | 3258 |
| Labor price + Blackout Lining & Interlining |                     | 376 | 750 | 1126 | 1500 | 1876 | 2250 | 2642 | 3036 | 3436 | 3840 |

For longer drapery lengths, call for quote.

| Tuck Top Drapery                 |   |    |    |    |    |    |    |    |    | RING CHART |
|----------------------------------|---|----|----|----|----|----|----|----|----|------------|
| Number of widths                 | 1 | 2  | 3  | 4  | 5  | 6  | 7  | 8  | 9  | 10         |
| Panels: Number of rings required | 6 | 11 | 16 | 21 | 26 | 31 | 36 | 41 | 46 | 51         |
| Pairs: Number of rings required  | - | 12 | 16 | 22 | 26 | 32 | 36 | 42 | 46 | 52         |

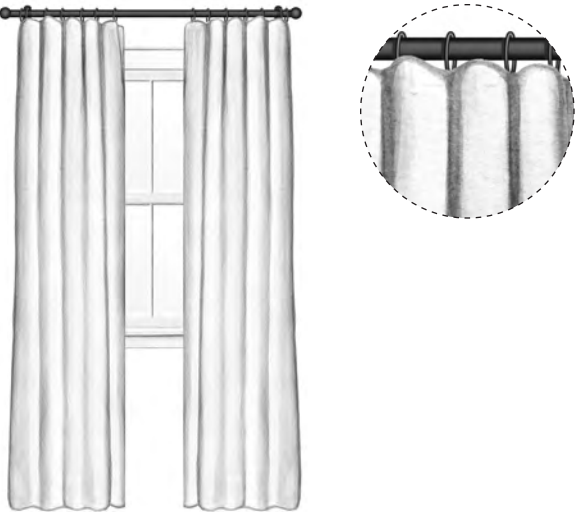
**Tuck Top Drapery**  
 If fabric has a pattern repeat, add the number of repeats shown at the bottom of the column to determine the total yardage.

**YARDAGE CHART**  
 (for 54" fabric)

| Number of widths                  |        | 1     | 2     | 3     | 4     | 5     | 6     | 7     | 8     | 9     | 10  |
|-----------------------------------|--------|-------|-------|-------|-------|-------|-------|-------|-------|-------|-----|
| Suggested area to cover in inches | Panel  | 22"   | 47    | 71    | 96    | 121   | 145   | 170   | 195   | 219   | 244 |
|                                   | Pair   | -     | 44    | 68    | 94    | 118   | 143   | 167   | 192   | 216   | 241 |
| DRAPERY HEIGHT                    |        |       |       |       |       |       |       |       |       |       |     |
| 36"                               | 1½ yds | 3¼    | 4¾    | 6½    | 8     | 9¾    | 11¼   | 13    | 14½   | 16    |     |
| 42                                | 1¾     | 3½    | 5¼    | 7     | 9     | 10¾   | 12½   | 14¼   | 16    | 17¾   |     |
| 48                                | 2      | 4     | 5¾    | 7¾    | 9¾    | 11¾   | 13½   | 15½   | 17½   | 19½   |     |
| 54                                | 2      | 4¼    | 6¼    | 8½    | 10½   | 12¾   | 14¾   | 17    | 19    | 21    |     |
| 60                                | 2¼     | 4½    | 6¾    | 9     | 11½   | 13¾   | 16    | 18¼   | 20½   | 22¾   |     |
| 66                                | 2½     | 5     | 7¼    | 9¾    | 12¼   | 14¾   | 17    | 19½   | 22    | 24½   |     |
| 72                                | 2½     | 5¼    | 7¾    | 10½   | 13    | 15¾   | 18¼   | 21    | 23½   | 26    |     |
| 78                                | 2¾     | 5½    | 8¼    | 11    | 14    | 16¾   | 19½   | 22¼   | 25    | 27¾   |     |
| 84                                | 3      | 6     | 8¾    | 11¾   | 14¾   | 17¾   | 20½   | 23½   | 26½   | 29½   |     |
| 90                                | 3      | 6¼    | 9¼    | 12½   | 15½   | 18¾   | 21¾   | 25    | 28    | 31    |     |
| 96                                | 3¼     | 6½    | 9¾    | 13    | 16½   | 19¾   | 23    | 26¼   | 29½   | 32¾   |     |
| 102                               | 3½     | 7     | 10¼   | 13¾   | 17¼   | 20¾   | 24    | 27½   | 31    | 34½   |     |
| 108                               | 3½     | 7¼    | 10¾   | 14½   | 18    | 21¾   | 25¼   | 29    | 32½   | 36    |     |
| 114                               | 3¾     | 7½    | 11¼   | 15    | 19    | 22¾   | 26½   | 30¼   | 34    | 37¾   |     |
| 120                               | 4      | 8     | 11¾   | 15¾   | 19¾   | 23¾   | 27½   | 31½   | 35½   | 39½   |     |
| 126                               | 4      | 8¼    | 12¼   | 16½   | 20½   | 24¾   | 28¾   | 33    | 37    | 41    |     |
| 132                               | 4¼     | 8½    | 12¾   | 17    | 21½   | 25¾   | 30    | 34¼   | 38½   | 42¾   |     |
| 138                               | 4½     | 9     | 13¼   | 17¾   | 22¼   | 26¾   | 31    | 35½   | 40    | 44½   |     |
| 144                               | 4½     | 9¼    | 13¾   | 18½   | 23    | 27¾   | 32¼   | 37    | 41½   | 46    |     |
| ADD REPEATS                       | Add 0  | Add 1 | Add 2 | Add 3 | Add 4 | Add 5 | Add 6 | Add 7 | Add 8 | Add 9 |     |

RING TOP DRAPERY

[Color photos of this style can be found at [www.fabritecdesigns.com](http://www.fabritecdesigns.com)]



DESIGN APPLICATIONS:

- A simple flat panel designed for use with decorative rods and rings.
- Works in a variety of design applications from formal and refined to casual and relaxed.
- Designed with ring hooks sewn in for use with a decorative rod.
- Ideal as stationary side panels or tied back draperies.
- Can be used as a functional drapery that opens and closes on a decorative rod only.

FABRICS:

- Works well in all fabrics.

FULLNESS:

- The suggested “area to cover” in our price list on the next page will yield appropriate custom fullness. Simply order your drapery to the size of the area you wish to cover, and we will do the rest. Or, specify the number of widths you prefer.

INSTALL:

- Designed for use with a decorative rod and rings.
- This style is made as a flat panel, wider than the area to be covered and then gathered onto the rod to the desired width at the time of installation.

STANDARDS:

- Ring hooks sewn in.
- Double 1½” top hem.
- Double 4” hems.
- Double 5” or 6” hems available at no extra charge.
- Double 1½” side hems.
- Weighted bottom corners and seams.
- Pattern matched at the seams.

LIMITATIONS:

- If used as a functional drapery, this style will require dressing each time it is closed to distribute the fullness evenly. Otherwise, the leading edge will flatten out when the panel is closed.
- Unless otherwise specified, this style does not return to the wall.

PRICING INFORMATION

- For your convenience, prices on the facing page are listed by the width *and* by suggested area to cover, so that you can calculate your own fullness, or rely on our calculations.
- Lined labor prices include our linings.
- Double 5” or 6” hems available at no extra charge.

OPTIONS PRICING

For **additional options** or for **more detailed information** on these options, **see pages 6 - 7.**

|   | Trim | Banding |
|---|------|---------|
| <b>Vertical Application*</b><br>(Price per foot of finished height) | \$21 | \$25    |
| <b>Horizontal Application*</b><br>(Price per width)                 | \$69 | \$84    |

\*NOTE: • Banding price is for fabrication and application of banding made from your fabric, or for application of ready-made banding supplied by you.  
• Trim price is for trim application, and does not include trim.

|  |                |
|--|----------------|
| <b>Shot Tape</b>   | \$13 per width |
| <b>Grand Band</b><br>(an oversized band of contrasting fabric on the bottom or top of the drapery) | \$54 per width |
| <b>Hand Sewn Rings</b>   | \$14 per ring  |
| <b>Face the Bottom Hem</b>   | \$42 per width |
| <b>Tiebands &amp; Rosettes</b>   | See page 48    |



# Ring Top Drapery

Unlined C.O.M. labor prices are for fabrication labor only. Lined C.O.M. labor prices **include our linings.**

## C.O.M. RETAIL PRICE

| Number of widths                            |                     | 1   | 2   | 3    | 4    | 5    | 6    | 7    | 8    | 9    | 10   |
|---|---------------------|-----|-----|------|------|------|------|------|------|------|------|
| Suggested area to cover in inches           | Panel               | 24" | 51  | 77   | 104  | 130  | 157  | 183  | 210  | 236  | 263  |
|   | Pair                | -   | 48  | 74   | 101  | 127  | 154  | 180  | 207  | 233  | 260  |
| Unlined labor price                         | Up to 108" height   | 96  | 192 | 288  | 384  | 480  | 576  | 686  | 798  | 916  | 1036 |
| Labor price + Standard lining               |                     | 150 | 300 | 448  | 598  | 748  | 898  | 1060 | 1228 | 1398 | 1572 |
| Labor price + Blackout lining               |                     | 192 | 384 | 576  | 768  | 960  | 1152 | 1356 | 1566 | 1778 | 1996 |
| Labor price + Lining & Interlining          |                     | 246 | 492 | 738  | 984  | 1232 | 1478 | 1738 | 2000 | 2268 | 2540 |
| Labor price + Blackout lining & Interlining |                     | 288 | 578 | 866  | 1154 | 1442 | 1732 | 2034 | 2340 | 2650 | 2962 |
| Unlined labor price                         | 108" to 144" height | 110 | 220 | 330  | 440  | 550  | 660  | 786  | 916  | 1050 | 1188 |
| Labor price + Standard lining               |                     | 184 | 366 | 550  | 732  | 916  | 1098 | 1296 | 1500 | 1708 | 1918 |
| Labor price + Blackout lining               |                     | 246 | 492 | 738  | 984  | 1232 | 1478 | 1738 | 2004 | 2276 | 2550 |
| Labor price + Lining & Interlining          |                     | 316 | 634 | 950  | 1268 | 1584 | 1902 | 2234 | 2572 | 2912 | 3258 |
| Labor price + Blackout lining & Interlining |                     | 376 | 750 | 1126 | 1500 | 1876 | 2250 | 2642 | 3036 | 3436 | 3840 |

For longer drapery lengths, call for quote.

| Ring Top Drapery                 |   |    |    |    |    |    |    |    | RING CHART |    |
|----------------------------------|---|----|----|----|----|----|----|----|------------|----|
| Number of widths                 | 1 | 2  | 3  | 4  | 5  | 6  | 7  | 8  | 9          | 10 |
| Panels: Number of rings required | 7 | 12 | 17 | 22 | 27 | 32 | 37 | 42 | 47         | 52 |
| Pairs: Number of rings required  | - | 14 | 18 | 24 | 28 | 34 | 38 | 44 | 48         | 54 |

# Ring Top Drapery

If fabric has a pattern repeat, add the number of repeats shown at the bottom of the column to determine the total yardage.

## YARDAGE CHART (for 54" fabric)

| Number of widths                  |        | 1     | 2     | 3     | 4     | 5     | 6     | 7     | 8     | 9     | 10  |
|-----------------------------------|--------|-------|-------|-------|-------|-------|-------|-------|-------|-------|-----|
| Suggested area to cover in inches | Panel  | 24"   | 51    | 77    | 104   | 130   | 157   | 183   | 210   | 236   | 263 |
|                                   | Pair   | -     | 48    | 74    | 101   | 127   | 154   | 180   | 207   | 233   | 260 |
| DRAPERY HEIGHT                    |        |       |       |       |       |       |       |       |       |       |     |
| 36"                               | 1½ yds | 3¼    | 4¾    | 6½    | 8     | 9¾    | 11¼   | 13    | 14½   | 16    |     |
| 42                                | 1¾     | 3½    | 5¼    | 7     | 9     | 10¾   | 12½   | 14¼   | 16    | 17¾   |     |
| 48                                | 2      | 4     | 5¾    | 7¾    | 9¾    | 11¾   | 13½   | 15½   | 17½   | 19½   |     |
| 54                                | 2      | 4¼    | 6¼    | 8½    | 10½   | 12¾   | 14¾   | 17    | 19    | 21    |     |
| 60                                | 2¼     | 4½    | 6¾    | 9     | 11½   | 13¾   | 16    | 18¼   | 20½   | 22¾   |     |
| 66                                | 2½     | 5     | 7¼    | 9¾    | 12¼   | 14¾   | 17    | 19½   | 22    | 24½   |     |
| 72                                | 2½     | 5¼    | 7¾    | 10½   | 13    | 15¾   | 18¼   | 21    | 23½   | 26    |     |
| 78                                | 2¾     | 5½    | 8¼    | 11    | 14    | 16¾   | 19½   | 22¼   | 25    | 27¾   |     |
| 84                                | 3      | 6     | 8¾    | 11¾   | 14¾   | 17¾   | 20½   | 23½   | 26½   | 29½   |     |
| 90                                | 3      | 6¼    | 9¼    | 12½   | 15½   | 18¾   | 21¾   | 25    | 28    | 31    |     |
| 96                                | 3¼     | 6½    | 9¾    | 13    | 16½   | 19¾   | 23    | 26¼   | 29½   | 32¾   |     |
| 102                               | 3½     | 7     | 10¼   | 13¾   | 17¼   | 20¾   | 24    | 27½   | 31    | 34½   |     |
| 108                               | 3½     | 7¼    | 10¾   | 14½   | 18    | 21¾   | 25¼   | 29    | 32½   | 36    |     |
| 114                               | 3¾     | 7½    | 11¼   | 15    | 19    | 22¾   | 26½   | 30¼   | 34    | 37¾   |     |
| 120                               | 4      | 8     | 11¾   | 15¾   | 19¾   | 23¾   | 27½   | 31½   | 35½   | 39½   |     |
| 126                               | 4      | 8¼    | 12¼   | 16½   | 20½   | 24¾   | 28¾   | 33    | 37    | 41    |     |
| 132                               | 4¼     | 8½    | 12¾   | 17    | 21½   | 25¾   | 30    | 34¼   | 38½   | 42¾   |     |
| 138                               | 4½     | 9     | 13¼   | 17¾   | 22¼   | 26¾   | 31    | 35½   | 40    | 44½   |     |
| 144                               | 4½     | 9¼    | 13¾   | 18½   | 23    | 27¾   | 32¼   | 37    | 41½   | 46    |     |
| ADD REPEATS                       | Add 0  | Add 1 | Add 2 | Add 3 | Add 4 | Add 5 | Add 6 | Add 7 | Add 8 | Add 9 |     |

CUFF TOP DRAPERY

[Color photos of this style can be found at [www.fabritecdesigns.com](http://www.fabritecdesigns.com)]



DESIGN APPLICATIONS:

- A simple, elegant style for formal or casual settings.
- This drapery is unstructured and hangs in loose, free-flowing folds. Well suited for puddling.
- The “cuff” at the top is in a contrasting fabric.
- Ideal as stationary side panels or tied back draperies.
- Can be used as a functional drapery that opens and closes on a decorative rod only.

FABRICS:

- Works well in all fabrics.

FULLNESS:

- The suggested “area to cover” in our price list on the next page will yield appropriate custom fullness. Simply order your drapery to the size of the area you wish to cover, and we will do the rest. Or, specify the number of widths you prefer.

INSTALL:

- Designed for use with a decorative rod only.
- This style is made as a flat panel, wider than the area to be covered and then gathered onto the rod to the desired width at the time of installation.

STANDARDS:

- A softly shaped contrast cuff.
- Ring hooks sewn in.
- Double 4” hems.
- Double 5” or 6” hems available at no extra charge.
- Double 1½” side hems.
- Weighted bottom corners and seams.
- Pattern matched at the seams.

LIMITATIONS:

- If used as a functional drapery, this style will require dressing each time it is closed to distribute the fullness evenly. Otherwise, the leading edge will flatten out when the panel is closed.
- Unless otherwise specified, this style will not return to the wall.

PRICING INFORMATION

- For your convenience, prices on the facing page are listed by the width *and* by suggested area to cover, so that you can calculate your own fullness, or rely on our calculations.
- Lined labor prices include our linings.
- Double 5” or 6” hems available at no extra charge.

OPTIONS PRICING

For **additional options** or for **more detailed information** on these options, **see pages 6 - 7.**

|   | Trim | Banding |
|---|------|---------|
| <b>Vertical Application*</b><br>(Price per foot of finished height) | \$21 | \$25    |
| <b>Horizontal Application*</b><br>(Price per width)                 | \$69 | \$84    |

- \*NOTE:
- Banding price is for fabrication and application of banding made from your fabric, or for application of ready-made banding supplied by you.
  - Trim price is for trim application, and does not include trim.

|  |                |
|--|----------------|
| <b>Shot Tape</b>   | \$13 per width |
| <b>Grand Band</b><br>(an oversized band of contrasting fabric on the bottom or top of the drapery) | \$54 per width |
| <b>Hand Sewn Rings</b>   | \$14 per ring  |
| <b>Face the Bottom Hem</b>   | \$42 per width |
| <b>Tiebands &amp; Rosettes</b>   | See page 48    |

Cuff Top Drapery

C.O.M. RETAIL PRICE

Unlined C.O.M. labor prices are for fabrication labor only. Lined C.O.M. labor prices **include our linings.**

| Number of widths                            |                     | 1   | 2   | 3    | 4    | 5    | 6    | 7    | 8    | 9    | 10   |
|---|---------------------|-----|-----|------|------|------|------|------|------|------|------|
| Suggested area to cover in inches           | Panel               | 24" | 51  | 77   | 104  | 130  | 157  | 183  | 210  | 236  | 263  |
|   | Pair                | -   | 48  | 74   | 101  | 127  | 154  | 180  | 207  | 233  | 260  |
| Unlined labor price                         | Up to 108" height   | 104 | 208 | 312  | 416  | 520  | 624  | 742  | 866  | 992  | 1124 |
| Labor price + Standard lining               |                     | 158 | 316 | 472  | 630  | 788  | 946  | 1118 | 1294 | 1474 | 1658 |
| Labor price + Blackout lining               |                     | 200 | 400 | 600  | 800  | 1000 | 1200 | 1414 | 1632 | 1856 | 2082 |
| Labor price + Lining & Interlining          |                     | 254 | 508 | 762  | 1016 | 1272 | 1526 | 1794 | 2068 | 2344 | 2626 |
| Labor price + Blackout Lining & Interlining |                     | 296 | 594 | 890  | 1186 | 1482 | 1780 | 2090 | 2406 | 2726 | 3048 |
| Unlined labor price                         | 108" to 144" height | 120 | 240 | 360  | 480  | 600  | 720  | 856  | 998  | 1144 | 1296 |
| Labor price + Standard lining               |                     | 194 | 386 | 580  | 772  | 966  | 1158 | 1368 | 1584 | 1802 | 2026 |
| Labor price + Blackout lining               |                     | 256 | 512 | 768  | 1024 | 1282 | 1538 | 1810 | 2088 | 2370 | 2658 |
| Labor price + Lining & Interlining          |                     | 326 | 654 | 980  | 1308 | 1634 | 1962 | 2306 | 2654 | 3008 | 3366 |
| Labor price + Blackout Lining & Interlining |                     | 386 | 770 | 1156 | 1540 | 1926 | 2310 | 2712 | 3120 | 3530 | 3948 |

For longer drapery lengths, call for quote.

Cuff Top Drapery

CUFF & RING CHART

| Number of widths        | 1 | 2 | 3  | 4  | 5  | 6  | 7  | 8  | 9  | 10 |
|-------------------------|---|---|----|----|----|----|----|----|----|----|
| Panels: Number of cuffs | 3 | 6 | 9  | 12 | 15 | 18 | 21 | 24 | 27 | 30 |
| Pairs: Number of cuffs  | - | 6 | 8  | 12 | 14 | 18 | 20 | 24 | 26 | 30 |
| Panels: Number of rings | 4 | 7 | 10 | 13 | 16 | 19 | 22 | 25 | 28 | 31 |
| Pairs: Number of rings  | - | 8 | 10 | 14 | 16 | 20 | 22 | 26 | 28 | 32 |

Cuff Top Drapery

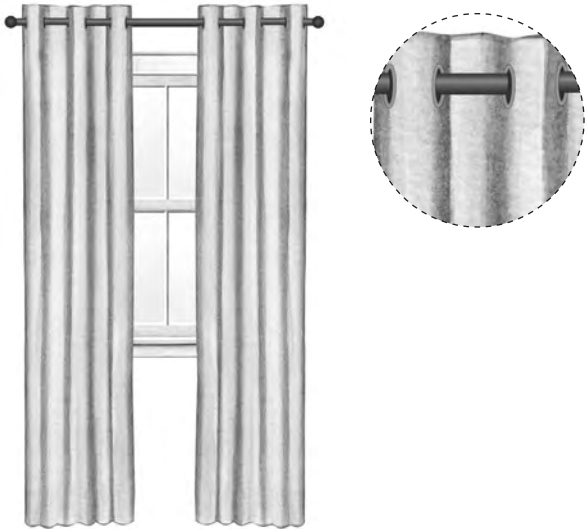
YARDAGE CHART  
(for 54" fabric)

If fabric has a pattern repeat, add the number of repeats shown at the bottom of the column to determine the total yardage.

| Number of widths                  |        | 1     | 2     | 3     | 4     | 5     | 6     | 7     | 8     | 9     | 10  |
|-----------------------------------|--------|-------|-------|-------|-------|-------|-------|-------|-------|-------|-----|
| Suggested area to cover in inches | Panel  | 24"   | 51    | 77    | 104   | 130   | 157   | 183   | 210   | 236   | 263 |
|                                   | Pair   | -     | 48    | 74    | 101   | 127   | 154   | 180   | 207   | 233   | 260 |
| DRAPERY HEIGHT                    |        |       |       |       |       |       |       |       |       |       |     |
| 36"                               | 1¾ yds | 3½    | 5     | 6¾    | 8½    | 10¼   | 11¾   | 13½   | 15¼   | 17    |     |
| 42                                | 1¾     | 3¾    | 5½    | 7½    | 9¼    | 11¼   | 13    | 15    | 16¾   | 18½   |     |
| 48                                | 2      | 4     | 6     | 8     | 10¼   | 12¼   | 14¼   | 16¼   | 18¼   | 20¼   |     |
| 54                                | 2¼     | 4½    | 6½    | 8¾    | 11    | 13¼   | 15¼   | 17½   | 19¾   | 22    |     |
| 60                                | 2¼     | 4¾    | 7     | 9½    | 11¾   | 14¼   | 16½   | 19    | 21¼   | 23½   |     |
| 66                                | 2½     | 5     | 7½    | 10    | 12¾   | 15¼   | 17¾   | 20¼   | 22¾   | 25¼   |     |
| 72                                | 2¾     | 5½    | 8     | 10¾   | 13½   | 16¼   | 18¾   | 21½   | 24¼   | 27    |     |
| 78                                | 2¾     | 5¾    | 8½    | 11½   | 14¼   | 17¼   | 20    | 23    | 25¾   | 28½   |     |
| 84                                | 3      | 6     | 9     | 12    | 15¼   | 18¼   | 21¼   | 24¼   | 27¼   | 30¼   |     |
| 90                                | 3¼     | 6½    | 9½    | 12¾   | 16    | 19¼   | 22¼   | 25½   | 28¾   | 32    |     |
| 96                                | 3¼     | 6¾    | 10    | 13½   | 16¾   | 20¼   | 23½   | 27    | 30¼   | 33½   |     |
| 102                               | 3½     | 7     | 10½   | 14    | 17¾   | 21¼   | 24¾   | 28¼   | 31¾   | 35¼   |     |
| 108                               | 3¾     | 7½    | 11    | 14¾   | 18½   | 22¼   | 25¾   | 29½   | 33¼   | 37    |     |
| 114                               | 3¾     | 7¾    | 11½   | 15½   | 19¼   | 23¼   | 27    | 31    | 34¾   | 38½   |     |
| 120                               | 4      | 8     | 12    | 16    | 20¼   | 24¼   | 28¼   | 32¼   | 36¼   | 40¼   |     |
| 126                               | 4¼     | 8½    | 12½   | 16¾   | 21    | 25¼   | 29¼   | 33½   | 37¾   | 42    |     |
| 132                               | 4¼     | 8¾    | 13    | 17½   | 21¾   | 26¼   | 30½   | 35    | 39¼   | 43½   |     |
| 138                               | 4½     | 9     | 13½   | 18    | 22¾   | 27¼   | 31¾   | 36¼   | 40¾   | 45¼   |     |
| 144                               | 4¾     | 9½    | 14    | 18¾   | 23½   | 28¼   | 32¾   | 37½   | 42¼   | 47    |     |
| Contrasting Cuffs Yardage         | ½      | ¾     | 1     | 1¼    | 1½    | 1¾    | 2     | 2¼    | 2¾    | 2¾    |     |
| ADD REPEATS                       | Add 0  | Add 1 | Add 2 | Add 3 | Add 4 | Add 5 | Add 6 | Add 7 | Add 8 | Add 9 |     |

GROMMET TOP DRAPERY

[Color photos of this style can be found at [www.fabritecdesigns.com](http://www.fabritecdesigns.com)]



DESIGN APPLICATIONS:

- This panel falls into soft rolling folds formed by grommets slipped over a decorative rod. A variety of grommet finishes are available.
- This drapery style offers a fresh, contemporary look and will work in a wide variety of design applications.
- Ideal as stationary side panels or tied back draperies.

FABRICS:

- Works well in all fabrics, except sheers.

FULLNESS:

- The suggested “area to cover” in our price list on the next page will yield appropriate custom fullness. Simply order your drapery to the size of the area you wish to cover, and we will do the rest. Or, specify the number of widths you prefer.

INSTALL:

- Designed for use with a decorative rod only.
- This style is made as a flat panel, wider than the area to be covered and then gathered onto the rod to the desired width at the time of installation.

STANDARDS:

- Double 4” headers.
- Double 4” hems.
- Double 5” or 6” hems available at no extra charge.
- Double 1½” side hems.
- Weighted bottom corners and seams.
- Pattern matched at the seams.
- Includes metal grommets in Antique Brass, Brass, Burnished Copper, Oiled Bronze, English Pewter, Frosted Nickel, Shiny Nickel and Black.
- Special order grommets may incur a surcharge. Call for details.
- Grommet size - OD is 2¾”; ID is 1½”.

LIMITATIONS:

- Not recommended as a moveable panel because it does not slide easily and can eventually cause wear in the rod and grommets.

PRICING INFORMATION

- For your convenience, prices on the facing page are listed by the width *and* by suggested area to cover, so that you can calculate your own fullness, or rely on our calculations.
- Lined labor prices include our linings.
- Double 5” or 6” hems available at no extra charge.

OPTIONS PRICING

For **additional options** or for **more detailed information** on these options, **see pages 6 - 7.**

|   | Trim | Banding |
|---|------|---------|
| <b>Vertical Application*</b><br>(Price per foot of finished height) | \$21 | \$25    |
| <b>Horizontal Application*</b><br>(Price per width)                 | \$69 | \$84    |

- \*NOTE:
- Banding price is for fabrication and application of banding made from your fabric, or for application of ready-made banding supplied by you.
  - Trim price is for trim application, and does not include trim.

|  |                |
|--|----------------|
| <b>Shot Tape</b>   | \$13 per width |
| <b>Grand Band</b><br>(an oversized band of contrasting fabric on the bottom or top of the drapery) | \$54 per width |
| <b>Face the Bottom Hem</b>   | \$42 per width |
| <b>Tiebands &amp; Rosettes</b>   | See page 48    |

# Grommet Top Drapery

Unlined C.O.M. labor prices are for fabrication labor only. Lined C.O.M. labor prices **include our linings.**

## C.O.M. RETAIL PRICE

| Number of widths                            |                     | 1   | 2   | 3    | 4    | 5    | 6    | 7    | 8    | 9    | 10   |
|---|---------------------|-----|-----|------|------|------|------|------|------|------|------|
| Suggested area to cover in inches           | Panel               | 19" | 40  | 62   | 83   | 104  | 125  | 146  | 168  | 189  | 210  |
|   | Pair                | -   | 38  | 59   | 81   | 102  | 123  | 144  | 166  | 186  | 208  |
| Unlined labor price                         | Up to 108" height   | 130 | 260 | 388  | 518  | 648  | 778  | 922  | 1072 | 1226 | 1386 |
| Labor price + Standard lining               |                     | 184 | 366 | 550  | 732  | 916  | 1098 | 1298 | 1502 | 1708 | 1922 |
| Labor price + Blackout lining               |                     | 226 | 452 | 676  | 902  | 1128 | 1354 | 1594 | 1840 | 2090 | 2344 |
| Labor price + Lining & Interlining          |                     | 280 | 560 | 840  | 1120 | 1400 | 1680 | 1974 | 2274 | 2578 | 2888 |
| Labor price + Blackout Lining & Interlining |                     | 322 | 644 | 966  | 1288 | 1610 | 1934 | 2270 | 2614 | 2960 | 3312 |
| Unlined labor price                         | 108" to 144" height | 146 | 294 | 440  | 586  | 734  | 880  | 1044 | 1214 | 1390 | 1570 |
| Labor price + Standard lining               |                     | 220 | 440 | 660  | 878  | 1098 | 1318 | 1556 | 1798 | 2046 | 2300 |
| Labor price + Blackout lining               |                     | 282 | 566 | 848  | 1132 | 1414 | 1696 | 1998 | 2304 | 2614 | 2932 |
| Labor price + Lining & Interlining          |                     | 354 | 708 | 1060 | 1414 | 1768 | 2122 | 2494 | 2870 | 3252 | 3640 |
| Labor price + Blackout Lining & Interlining |                     | 412 | 824 | 1236 | 1646 | 2058 | 2470 | 2900 | 3334 | 3774 | 4220 |

For longer drapery lengths, call for quote.

# Grommet Top Drapery

If fabric has a pattern repeat, add the number of repeats shown at the bottom of the column to determine the total yardage.


## YARDAGE CHART

(for 54" fabric)

| Number of widths                  |        | 1     | 2     | 3     | 4     | 5     | 6     | 7     | 8     | 9     | 10  |
|-----------------------------------|--------|-------|-------|-------|-------|-------|-------|-------|-------|-------|-----|
| Suggested area to cover in inches | Panel  | 19"   | 40    | 62    | 83    | 104   | 125   | 146   | 168   | 189   | 210 |
|                                   | Pair   | -     | 38    | 59    | 81    | 102   | 123   | 144   | 166   | 186   | 208 |
| DRAPERY HEIGHT                    |        |       |       |       |       |       |       |       |       |       |     |
| 36"                               | 1¾ yds | 3½    | 5¼    | 7     | 8¾    | 10½   | 12¼   | 14    | 15¾   | 17½   |     |
| 42                                | 2      | 3¼    | 5¾    | 7¾    | 9½    | 11½   | 13½   | 15¼   | 17¼   | 19¼   |     |
| 48                                | 2      | 4¼    | 6¼    | 8¼    | 10½   | 12½   | 14½   | 16¾   | 18¾   | 20¾   |     |
| 54                                | 2¼     | 4½    | 6¾    | 9     | 11¼   | 13½   | 15¾   | 18    | 20¼   | 22½   |     |
| 60                                | 2½     | 4¾    | 7¼    | 9¾    | 12    | 14½   | 17    | 19¼   | 21¾   | 24¼   |     |
| 66                                | 2½     | 5¼    | 7¾    | 10¼   | 13    | 15½   | 18    | 20¾   | 23¼   | 25¾   |     |
| 72                                | 2¾     | 5½    | 8¼    | 11    | 13¾   | 16½   | 19¼   | 22    | 24¾   | 27½   |     |
| 78                                | 3      | 5¾    | 8¾    | 11¾   | 14½   | 17½   | 20½   | 23¼   | 26¼   | 29¼   |     |
| 84                                | 3      | 6¼    | 9¼    | 12¼   | 15½   | 18½   | 21½   | 24¾   | 27¾   | 30¾   |     |
| 90                                | 3¼     | 6½    | 9¾    | 13    | 16¼   | 19½   | 22¾   | 26    | 29¼   | 32½   |     |
| 96                                | 3½     | 6¾    | 10¼   | 13¾   | 17    | 20½   | 24    | 27¼   | 30¾   | 34¼   |     |
| 102                               | 3½     | 7¼    | 10¾   | 14¼   | 18    | 21½   | 25    | 28¾   | 32¼   | 35¾   |     |
| 108                               | 3¾     | 7½    | 11¼   | 15    | 18¾   | 22½   | 26¼   | 30    | 33¾   | 37½   |     |
| 114                               | 4      | 7¾    | 11¾   | 15¾   | 19½   | 23½   | 27½   | 31¼   | 35¼   | 39¼   |     |
| 120                               | 4      | 8¼    | 12¼   | 16¼   | 20½   | 24½   | 28½   | 32¾   | 36¾   | 40¾   |     |
| 126                               | 4¼     | 8½    | 12¾   | 17    | 21¼   | 25½   | 29¾   | 34    | 38¼   | 42½   |     |
| 132                               | 4½     | 8¾    | 13¼   | 17¾   | 22    | 26½   | 31    | 35¼   | 39¾   | 44¼   |     |
| 138                               | 4½     | 9¼    | 13¾   | 18¼   | 23    | 27½   | 32    | 36¾   | 41¼   | 45¾   |     |
| 144                               | 4¾     | 9½    | 14¼   | 19    | 23¾   | 28½   | 33¼   | 38    | 42¾   | 47½   |     |
| ADD REPEATS                       | Add 0  | Add 1 | Add 2 | Add 3 | Add 4 | Add 5 | Add 6 | Add 7 | Add 8 | Add 9 |     |

## ROD POCKET DRAPERY

[Color photos of this style can be found at [www.fabritecdesigns.com](http://www.fabritecdesigns.com)]



### DESIGN APPLICATIONS:

- This is a stationary panel, slipped over a rod and gathered. Creates a soft, unstructured drapery.
- Used in casual settings such as kitchens, breakfast nooks, children's rooms.
- Can be made with a self-ruffle on top for no additional charge.

### FABRICS:

- Use light to medium weight fabrics.

### FULLNESS:

- The suggested "area to cover" in our price list on the next page will yield appropriate custom fullness. Simply order your drapery to the size of the area you wish to cover, and we will do the rest. Or, specify the number of widths you prefer.

### INSTALL:

- This style is made as a flat panel, wider than the area to be covered and then gathered onto the rod to the desired width at the time of installation.

### STANDARDS:

- Double rod pocket on top made to your specifications.
- Optional self-ruffle on top made to your specifications.
- Double 4" hems.
- Double 5" or 6" hems available at no extra charge.
- Double 1½" side hems.
- Weighted bottom corners and seams.
- Pattern matched at the seams.
- Finished length includes the optional self-ruffle on top.

### LIMITATIONS:

- This is a stationary panel only. Can be used as tied back draperies or side panels, but is not suitable as a moveable panel.
- This style will not return to the wall if used on a decorative pole with finials.

## PRICING INFORMATION

- For your convenience, prices on the facing page are listed by the width *and* by suggested area to cover, so that you can calculate your own fullness, or rely on our calculations.
- Lined labor prices include our linings.
- Double 5" or 6" hems available at no extra charge.

## OPTIONS PRICING

For **additional options** or for **more detailed information** on these options, **see pages 6 - 7.**

|   | Trim | Banding |
|---|------|---------|
| <b>Vertical Application*</b><br>(Price per foot of finished height) | \$21 | \$25    |
| <b>Horizontal Application*</b><br>(Price per width)                 | \$69 | \$84    |

- \*NOTE: • Banding price is for fabrication and application of banding made from your fabric, or for application of ready-made banding supplied by you.
- Trim price is for trim application, and does not include trim.

|  |                |
|--|----------------|
| <b>Shot Tape</b>   | \$13 per width |
| <b>Grand Band</b><br>(an oversized band of contrasting fabric on the bottom or top of the drapery) | \$54 per width |
| <b>Face the Bottom Hem</b>   | \$42 per width |
| <b>Tiebands &amp; Rosettes</b>   | See page 48    |

## Rod Pocket Drapery

## C.O.M. RETAIL PRICE

Unlined C.O.M. labor prices are for fabrication labor only. Lined C.O.M. labor prices **include our linings.**

| Number of widths                            |                     | 1   | 2   | 3    | 4    | 5    | 6    | 7    | 8    | 9    | 10   |
|---|---------------------|-----|-----|------|------|------|------|------|------|------|------|
| Suggested area to cover in inches           | Panel               | 19" | 40  | 62   | 83   | 104  | 125  | 146  | 168  | 189  | 210  |
|   | Pair                | -   | 38  | 59   | 81   | 102  | 123  | 144  | 166  | 186  | 208  |
| Unlined labor price                         | Up to 108" height   | 90  | 180 | 270  | 360  | 450  | 540  | 642  | 748  | 858  | 972  |
| Labor price + Standard lining               |                     | 144 | 288 | 430  | 574  | 718  | 862  | 1018 | 1178 | 1340 | 1508 |
| Labor price + Blackout lining               |                     | 186 | 372 | 558  | 744  | 930  | 1116 | 1314 | 1516 | 1722 | 1932 |
| Labor price + Lining & Interlining          |                     | 240 | 480 | 720  | 960  | 1202 | 1442 | 1694 | 1950 | 2210 | 2474 |
| Labor price + Blackout Lining & Interlining |                     | 282 | 566 | 848  | 1130 | 1412 | 1696 | 1990 | 2290 | 2592 | 2898 |
| Unlined labor price                         | 108" to 144" height | 104 | 208 | 312  | 416  | 520  | 624  | 742  | 866  | 992  | 1124 |
| Labor price + Standard lining               |                     | 178 | 354 | 532  | 708  | 886  | 1062 | 1254 | 1450 | 1650 | 1854 |
| Labor price + Blackout lining               |                     | 240 | 480 | 720  | 960  | 1202 | 1442 | 1696 | 1954 | 2218 | 2486 |
| Labor price + Lining & Interlining          |                     | 310 | 622 | 932  | 1244 | 1554 | 1866 | 2192 | 2522 | 2854 | 3194 |
| Labor price + Blackout Lining & Interlining |                     | 370 | 738 | 1108 | 1476 | 1846 | 2214 | 2598 | 2986 | 3378 | 3774 |

For longer drapery lengths, call for quote.

## Rod Pocket Drapery

## YARDAGE CHART

If fabric has a pattern repeat, add the number of repeats shown at the bottom of the column to determine the total yardage.

(for 54" fabric)

| Number of widths                  |        | 1     | 2     | 3     | 4     | 5     | 6     | 7     | 8     | 9     | 10  |
|-----------------------------------|--------|-------|-------|-------|-------|-------|-------|-------|-------|-------|-----|
| Suggested area to cover in inches | Panel  | 19"   | 40    | 62    | 83    | 104   | 125   | 146   | 168   | 189   | 210 |
|                                   | Pair   | -     | 38    | 59    | 81    | 102   | 123   | 144   | 166   | 186   | 208 |
| DRAPERY HEIGHT                    |        |       |       |       |       |       |       |       |       |       |     |
| 36"                               | 1¾ yds | 3¾    | 5½    | 7½    | 9¼    | 11¼   | 13    | 15    | 16¾   | 18½   |     |
| 42                                | 2      | 4     | 6     | 8     | 10¼   | 12¼   | 14¼   | 16¼   | 18¼   | 20¼   |     |
| 48                                | 2¼     | 4½    | 6½    | 8¾    | 11    | 13¼   | 15¼   | 17½   | 19¾   | 22    |     |
| 54                                | 2¼     | 4¾    | 7     | 9½    | 11¾   | 14¼   | 16½   | 19    | 21¼   | 23½   |     |
| 60                                | 2½     | 5     | 7½    | 10    | 12¾   | 15¼   | 17¾   | 20¼   | 22¾   | 25¼   |     |
| 66                                | 2¾     | 5½    | 8     | 10¾   | 13½   | 16¼   | 18¾   | 21½   | 24¼   | 27    |     |
| 72                                | 2¾     | 5¾    | 8½    | 11½   | 14¼   | 17¼   | 20    | 23    | 25¾   | 28½   |     |
| 78                                | 3      | 6     | 9     | 12    | 15¼   | 18¼   | 21¼   | 24¼   | 27¼   | 30¼   |     |
| 84                                | 3¼     | 6½    | 9½    | 12¾   | 16    | 19¼   | 22¼   | 25½   | 28¾   | 32    |     |
| 90                                | 3¼     | 6¾    | 10    | 13½   | 16¾   | 20¼   | 23½   | 27    | 30¼   | 33½   |     |
| 96                                | 3½     | 7     | 10½   | 14    | 17¾   | 21¼   | 24¾   | 28¼   | 31¼   | 35¼   |     |
| 102                               | 3¾     | 7½    | 11    | 14¾   | 18 ½  | 22¼   | 25¾   | 29½   | 33¼   | 37    |     |
| 108                               | 3¾     | 7¾    | 11½   | 15½   | 19¼   | 23¼   | 27    | 31    | 34¾   | 38½   |     |
| 114                               | 4      | 8     | 12    | 16    | 20¼   | 24¼   | 28¼   | 32¼   | 36¼   | 40¼   |     |
| 120                               | 4¼     | 8½    | 12½   | 16¾   | 21    | 25¼   | 29¼   | 33½   | 37¾   | 42    |     |
| 126                               | 4¼     | 8¾    | 13    | 17½   | 21¾   | 26¼   | 30½   | 35    | 39¼   | 43½   |     |
| 132                               | 4½     | 9     | 13½   | 18    | 22¾   | 27¼   | 31¼   | 36¼   | 40¾   | 45¼   |     |
| 138                               | 4¾     | 4½    | 14    | 18¾   | 23½   | 28¾   | 32¾   | 37½   | 42¼   | 47    |     |
| 144                               | 4¾     | 4¾    | 14½   | 19½   | 24¼   | 29¼   | 34    | 39    | 43¾   | 48½   |     |
| ADD REPEATS                       | Add 0  | Add 1 | Add 2 | Add 3 | Add 4 | Add 5 | Add 6 | Add 7 | Add 8 | Add 9 |     |



**ROD TOP & BOTTOM (RTB) PANELS**

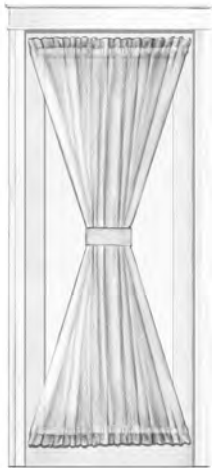
[Color photos of this style can be found at [www.fabritecdesigns.com](http://www.fabritecdesigns.com)]




STANDARD RTB



RTB WITH RUFFLES



HOURGLASS RTB



REVERSE HOURGLASS RTB

**DESIGN APPLICATIONS:**

- Normally used on French doors, doors with windows or on sidelight windows. These panels are gathered onto rods at both the top and the bottom.
- An optional 1½” self-ruffle is available at no extra charge and is recommended for inside mount.

**FABRICS:**

- Sheers and lightweight fabrics.

**FULLNESS:**

- The suggested “area to cover” in our price list on the next page will yield appropriate custom fullness. Simply order your drapery to the size of the area you wish to cover, and we will do the rest. Or, specify the number of widths you prefer.

**INSTALL:**

- Fabric is stretched between two rods and gathered.
- Wide installations require center support.

**STANDARDS:**

- Double 1½” rod pocket on top and bottom of panel.
- Optional 1½” self-ruffle on top and bottom of panel.
- Double 1½ ” side hems.

**LIMITATIONS:**

- This is a stationary panel only, and is almost exclusively used for the limited purposes described above.

**PRICING INFORMATION**

- For your convenience, prices on the facing page are listed by the width *and* by suggested area to cover, so that you can calculate your own fullness, or rely on our calculations.
- Lined labor prices include our linings.
- Tiebands as needed included in price.

**OPTIONS PRICING**

For **additional options** or for **more detailed information** on these options, **see pages 6 - 7.**

|   | Trim | Banding |
|---|------|---------|
| <b>Vertical Application*</b><br>(Price per foot of finished height) | \$21 | \$25    |
| <b>Horizontal Application*</b><br>(Price per width)                 | \$69 | \$84    |

- \*NOTE:
- Banding price is for fabrication and application of banding made from your fabric, or for application of ready-made banding supplied by you.
  - Trim price is for trim application, and does not include trim.

## Rod Top & Bottom (RTB) Panels

C.O.M. RETAIL PRICE

Unlined C.O.M. labor prices are for fabrication labor only. Lined C.O.M. labor prices **include our linings.**

### STANDARD RTB

(with or without ruffles)

| Number of widths                    |                   | 1   | 2   | 3   |
|-------------------------------------|-------------------|-----|-----|-----|
| Suggested area to cover in inches } | SHEER FABRICS     | 16" | 34  | 51  |
|                                     | REGULAR FABRICS   | 19" | 40  | 62  |
| Unlined labor price                 | Up to 144" height | 106 | 212 | 318 |
| Labor price + Standard lining       |                   | 180 | 358 | 538 |

### HOURLASS OR REVERSE HOURLASS RTB

(with or without ruffles)

| Number of widths                    |                   | 1   | 2   | 3   |
|-------------------------------------|-------------------|-----|-----|-----|
| Suggested area to cover in inches } | SHEER FABRICS     | 16" | 34  | 51  |
|                                     | REGULAR FABRICS   | 19" | 40  | 62  |
| Unlined labor price                 | Up to 144" height | 130 | 258 | 388 |
| Labor price + Standard lining       |                   | 202 | 404 | 606 |

## Rod Top & Bottom (RTB) Panels

YARDAGE CHART

\*NOTE: Drapery height is from the top of the panel to the bottom of the panel including ruffles.

(54" fabric)

### STANDARD RTB

(with or without ruffles)

If fabric has a pattern repeat, add the number of repeats shown at the bottom of the column to determine total yardage.

| Number of widths                    |                 | 1      | 2     | 3     |
|-------------------------------------|-----------------|--------|-------|-------|
| Suggested area to cover in inches } | SHEER FABRICS   | 16"    | 34    | 51    |
|                                     | REGULAR FABRICS | 19"    | 40    | 62    |
| DRAPERY HEIGHT*                     |                 |        |       |       |
| 36"                                 |                 | 1½ YDS | 3¼    | 4¾    |
| 42                                  |                 | 1¾     | 3½    | 5¼    |
| 48                                  |                 | 2      | 3¾    | 5¾    |
| 54                                  |                 | 2      | 4¼    | 6¼    |
| 60                                  |                 | 2¼     | 4½    | 6¾    |
| 66                                  |                 | 2½     | 4¾    | 7¼    |
| 72                                  |                 | 2½     | 5¼    | 7¾    |
| 78                                  |                 | 2¾     | 5½    | 8¼    |
| 84                                  |                 | 3      | 5¾    | 8¾    |
| 90                                  |                 | 3      | 6¼    | 9¼    |
| 96                                  |                 | 3¼     | 6½    | 9¾    |
| 102                                 |                 | 3½     | 6¾    | 10¼   |
| 108                                 |                 | 3½     | 7¼    | 10¾   |
| 114                                 |                 | 3¾     | 7½    | 11¼   |
| 120                                 |                 | 4      | 7¾    | 11¾   |
| 126                                 |                 | 4      | 8¼    | 12¼   |
| 132                                 |                 | 4¼     | 8½    | 12¾   |
| 138                                 |                 | 4½     | 8¾    | 13¼   |
| 144                                 |                 | 4½     | 9¼    | 13¾   |
| ADD REPEATS                         |                 | Add 0  | Add 1 | Add 2 |

### HOURLASS OR REVERSE HOURLASS RTB

(with or without ruffles)

If fabric has a pattern repeat, add the number of repeats shown at the bottom of the column to determine total yardage.

| Number of widths                    |                 | 1      | 2     | 3     |
|-------------------------------------|-----------------|--------|-------|-------|
| Suggested area to cover in inches } | SHEER FABRICS   | 16"    | 34    | 51    |
|                                     | REGULAR FABRICS | 19"    | 40    | 62    |
| DRAPERY HEIGHT*                     |                 |        |       |       |
| 36"                                 |                 | 1¾ YDS | 3¼    | 5     |
| 42                                  |                 | 1¾     | 3¾    | 5½    |
| 48                                  |                 | 2      | 4     | 6     |
| 54                                  |                 | 2¼     | 4¼    | 6½    |
| 60                                  |                 | 2¼     | 4¾    | 7     |
| 66                                  |                 | 2½     | 5     | 7½    |
| 72                                  |                 | 2¾     | 5¼    | 8     |
| 78                                  |                 | 2¾     | 5¾    | 8½    |
| 84                                  |                 | 3      | 6     | 9     |
| 90                                  |                 | 3¼     | 6¼    | 9½    |
| 96                                  |                 | 3¼     | 6¾    | 10    |
| 102                                 |                 | 3½     | 7     | 10½   |
| 108                                 |                 | 3¾     | 7¼    | 11    |
| 114                                 |                 | 3¾     | 7¾    | 11½   |
| 120                                 |                 | 4      | 8     | 12    |
| 126                                 |                 | 4¼     | 8¼    | 12½   |
| 132                                 |                 | 4¼     | 8¾    | 13    |
| 138                                 |                 | 4½     | 9     | 13½   |
| 144                                 |                 | 4¾     | 9¼    | 14    |
| ADD REPEATS                         |                 | Add 0  | Add 1 | Add 2 |

RIPPLEFOLD DRAPERY

[Color photos of this style can be found at [www.fabritecdesigns.com](http://www.fabritecdesigns.com)]

DESIGN APPLICATIONS:

- A high-end look, ideal for contemporary or modern rooms.

FABRICS:

- Works well with sheers, semi-sheers and most medium weight fabrics.

FULLNESS:

- Ripplefold fullness is expressed differently than fullness designations for traditional drapery. The following table will give you a more traditional idea of fullness for each of the four available Ripplefold tape sizes:

| RIPPLEFOLD FULLNESS |             | TRADITIONAL FULLNESS |  |
|---------------------|-------------|----------------------|--|
| 60%                 | is equal to | 160%                 |  |
| 80%                 | is equal to | 180%                 |  |
| 100%                | is equal to | 200%                 |  |
| 120%                | is equal to | 220%                 |  |

The suggested area-to-cover and the number of widths in our price list on the next page will yield the approximate fullness for the Ripplefold tape you have selected. Simply order your drapery to the size of the area you wish to cover and we will do the rest.

INSTALL:

- When open, a Ripplefold drapery requires less stacking space than a traditional drapery.
- Pricing includes the snap tape for the number of carriers your fullness requires. Carriers are not included in the pricing.

STANDARDS:

- Double 1" headers.
- Double 4" hems.
- Double 1½" side hems.
- Unless otherwise specified, this style will be made for an overlap master. If a butt master is desired, please let us know when you place your order.
- Unless otherwise specified, the return will extend 2" from the last snap.
- Weighted bottom corners and seams.
- Pattern matched at seams.

LIMITATIONS:

- Not all fabrics are compatible with this system.
- Heavy, bulky or stiff fabrics will pull out of snaps.
- Cannot be interlined due to bulk and weight issues.



PRICING INFORMATION

- For your convenience, prices on the facing page are listed by the width *and* by suggested area to cover.
- Lined labor prices include our linings.
- Double 5" or 6" hems available at no extra charge.

OPTIONS PRICING

For additional options or for more detailed information on these options, see pages 6 - 7.

|   | Trim | Banding |
|---|------|---------|
| <b>Vertical Application*</b><br>(Price per foot of finished height) | \$21 | \$25    |
| <b>Horizontal Application*</b><br>(Price per width)                 | \$69 | \$84    |

\*NOTE: • Banding price is for fabrication and application of banding made from your fabric, or for application of ready-made banding supplied by you.  
• Trim price is for trim application, and does not include trim.

|  |                |
|--|----------------|
| <b>Shot Tape</b>   | \$13 per width |
| <b>Grand Band</b><br>(an oversized band of contrasting fabric on the bottom or top of the drapery) | \$54 per width |
| <b>Face the Bottom Hem</b>   | \$42 per width |

Ripplefold Drapery

C.O.M. RETAIL PRICE

Unlined C.O.M. labor prices are for fabrication labor only. Lined C.O.M. labor prices **include our linings.**

|   |                                   | Number of widths    |     | 1   | 2   | 3    | 4    | 5    | 6    | 7    | 8    | 9    | 10 |
|---|-----------------------------------|---------------------|-----|-----|-----|------|------|------|------|------|------|------|----|
| 60% Fullness<br><small>(160% traditional fullness)</small>  | Suggested area to cover in inches | Panel               | 23" | 51  | 86  | 118  | 154  | 186  | 217  | 254  | 286  | 317  |    |
|   |                                   | Pair                | -   | 46  | 68  | 102  | 140  | 172  | 204  | 236  | 270  | 308  |    |
| 80% Fullness<br><small>(180% traditional fullness)</small>  | Suggested area to cover in inches | Panel               | 21" | 46  | 78  | 106  | 140  | 168  | 197  | 230  | 258  | 287  |    |
|   |                                   | Pair                | -   | 42  | 60  | 92   | 128  | 156  | 184  | 212  | 244  | 280  |    |
| 100% Fullness<br><small>(200% traditional fullness)</small> | Suggested area to cover in inches | Panel               | 19" | 41  | 70  | 95   | 125  | 150  | 176  | 206  | 231  | 257  |    |
|   |                                   | Pair                | -   | 38  | 54  | 82   | 114  | 140  | 164  | 190  | 218  | 250  |    |
| 120% Fullness<br><small>(220% traditional fullness)</small> | Suggested area to cover in inches | Panel               | 16" | 36  | 61  | 84   | 110  | 133  | 155  | 181  | 204  | 226  |    |
|   |                                   | Pair                | -   | 32  | 48  | 72   | 100  | 122  | 146  | 168  | 192  | 220  |    |
| Unlined labor price   |                                   | Up to 108" height   | 134 | 268 | 402 | 536  | 670  | 804  | 956  | 1114 | 1278 | 1448 |    |
| Labor price + Standard lining                               |                                   |                     | 188 | 376 | 562 | 750  | 938  | 1126 | 1332 | 1544 | 1760 | 1982 |    |
| Labor price + Blackout lining                               |                                   |                     | 230 | 460 | 690 | 920  | 1150 | 1380 | 1628 | 1882 | 2142 | 2406 |    |
| Unlined labor price   |                                   | 108" to 144" height | 154 | 308 | 462 | 616  | 770  | 924  | 1100 | 1282 | 1470 | 1664 |    |
| Labor price + Standard lining                               |                                   |                     | 228 | 454 | 682 | 908  | 1136 | 1362 | 1612 | 1866 | 2126 | 2394 |    |
| Labor price + Blackout lining                               |                                   |                     | 290 | 580 | 870 | 1160 | 1452 | 1742 | 2052 | 2370 | 2694 | 3026 |    |

For longer drapery lengths, call for quote.

Ripplefold Drapery

YARDAGE CHART

If fabric has a pattern repeat, add the number of repeats shown at the bottom of the column to determine the total yardage.

(for 54" fabric)

| Number of widths                  |        | 1     | 2     | 3  | 4     | 5     | 6     | 7     | 8     | 9     | 10 |
|-----------------------------------|--------|-------|-------|--|-------|-------|-------|-------|-------|-------|----|
| Suggested area to cover in inches | Panel  |       |       | See above chart for suggested area to cover for panels based on rod fullness |       |       |       |       |       |       |    |
|                                   | Pair   |       |       | See above chart for suggested area to cover for pairs based on rod fullness  |       |       |       |       |       |       |    |
| DRAPERY HEIGHT                    |        |       |       |  |       |       |       |       |       |       |    |
| 36"                               | 1½ yds | 3¼    | 4¾    | 6½   | 8     | 9¾    | 11¼   | 13    | 14½   | 16    |    |
| 42                                | 1¾     | 3½    | 5¼    | 7  | 9     | 10¾   | 12½   | 14¼   | 16    | 17¾   |    |
| 48                                | 2      | 4     | 5¾    | 7¾   | 9¾    | 11¾   | 13½   | 15½   | 17½   | 19½   |    |
| 54                                | 2      | 4¼    | 6¼    | 8½   | 10½   | 12¾   | 14¾   | 17    | 19    | 21    |    |
| 60                                | 2¼     | 4½    | 6¾    | 9  | 11½   | 13¾   | 16    | 18¼   | 20½   | 22¾   |    |
| 66                                | 2½     | 5     | 7¼    | 9¾   | 12¼   | 14¾   | 17    | 19½   | 22    | 24½   |    |
| 72                                | 2½     | 5¼    | 7¾    | 10½  | 13    | 15¾   | 18¼   | 21    | 23½   | 26    |    |
| 78                                | 2¾     | 5½    | 8¼    | 11   | 14    | 16¾   | 19½   | 22¼   | 25    | 27¾   |    |
| 84                                | 3      | 6     | 8¾    | 11¾  | 14¾   | 17¾   | 20½   | 23½   | 26½   | 29½   |    |
| 90                                | 3      | 6¼    | 9¼    | 12½  | 15½   | 18¾   | 21¾   | 25    | 28    | 31    |    |
| 96                                | 3¼     | 6½    | 9¾    | 13   | 16½   | 19¾   | 23    | 26¼   | 29½   | 32¾   |    |
| 102                               | 3½     | 7     | 10¼   | 13¾  | 17¼   | 20¾   | 24    | 27½   | 31    | 34½   |    |
| 108                               | 3½     | 7¼    | 10¾   | 14½  | 18    | 21¾   | 25¼   | 29    | 32½   | 36    |    |
| 114                               | 3¾     | 7½    | 11¼   | 15   | 19    | 22¾   | 26½   | 30¼   | 34    | 37¾   |    |
| 120                               | 4      | 8     | 11¾   | 15¾  | 19¾   | 23¾   | 27½   | 31½   | 35½   | 39½   |    |
| 126                               | 4      | 8¼    | 12¼   | 16½  | 20½   | 24¾   | 28¾   | 33    | 37    | 41    |    |
| 132                               | 4¼     | 8½    | 12¾   | 17   | 21½   | 25¾   | 30    | 34¼   | 38½   | 42¾   |    |
| 138                               | 4½     | 9     | 13¼   | 17¾  | 22¼   | 26¾   | 31    | 35½   | 40    | 44½   |    |
| 144                               | 4½     | 9¼    | 13¾   | 18½  | 23    | 27¾   | 32¼   | 37    | 41½   | 46    |    |
| ADD REPEATS                       | Add 0  | Add 1 | Add 2 | Add 3  | Add 4 | Add 5 | Add 6 | Add 7 | Add 8 | Add 9 |    |

## TIEBANDS & ROSETTES



**Straight Tieband**



**Shaped Tieband**



**Shirred Welt Tieband**



**Faux Bow Tieband**



**Ruffle Tieband**



**Rosettes**

### DESIGN APPLICATIONS:

- Tiebands add a bit of character to the window.

### FABRICS:

- Works well with all types of fabrics except sheers.

### STANDARDS:

- Pin-on tieband rings are included.
- The **Straight Tiebands** are made with buckram for stiffness unless otherwise specified. Available in 2", 3" or 4" widths.
- The **Shaped Tiebands** are made with buckram for stiffness unless otherwise specified. They are 4" at the center wide point, then taper to 2" at the narrow ends.
- The **Shirred Welt Tiebands** is fabric gathered over our 1" welt in a 3-to-1 fullness.
- The **Faux Bow Tiebands** are made with buckram for stiffness unless otherwise specified. It is a 3" wide band with a bow attached to the band. The streamers of the bow will hang approximately 7" below the tieband.
- The **Ruffle Tiebands** are made without buckram. They are 2" wide with a 5" ruffle.
- The **Rosettes** are made with fabric. They are up to 6" wide for the small rosette and up to 10" wide for the large rosette.

### LIMITATIONS:

- Tied back draperies are a non-functional application. Once a drapery is professionally tied back and dressed, it should be left in that position.

### PRICING INFORMATION

- For your convenience, prices below are listed by the finished length of the tiebands.
- Tiebands are self-lined.

### OPTIONS PRICING

For additional options or for more detailed information on these options, see pages 6 - 7

|  | Trim | Banding |
|--|------|---------|
| <b>Vertical Application*</b><br>(Price per foot of finished height)  | N/A  | N/A     |
| <b>Horizontal Application*</b><br>(Price per foot of finished width) | \$21 | \$25    |

\*NOTE: • Banding price is for fabrication and application of banding made from your fabric, or for application of ready-made banding supplied by you.

- Trim price is for trim application, and does not include trim.

|  | 3½" Projection | 5" - 8" Projection |
|--|----------------|--------------------|
| <b>Hidden Tieback Holder</b><br>(please specify projection size) | \$54 each      | \$54 each          |
|  | Small          | Large              |
| <b>Rosettes</b>  | \$114 each     | \$136 each         |

### Tiebands

Tiebands are priced by the area to cover but fabricated at twice this size to allow for the tieband to fold back and hold the drapery.

|                      |  |     |    |     | C.O.M. RETAIL PRICE |                  |  |     |    |     |     |
|----------------------|--|-----|----|-----|---------------------|------------------|--|-----|----|-----|-----|
| Area to Cover        |  | 24" | 48 | 72  | 96                  | Area to Cover    |  | 24" | 48 | 72  | 96  |
| LABOR PRICE          |  | ea  | ea | ea  | ea                  | LABOR PRICE      |  | ea  | ea | ea  | ea  |
| Straight Tieband     |  | 48  | 64 | 95  | 111                 | Faux Bow Tieband |  | 64  | 80 | 111 | 127 |
| Shaped Tieband       |  | 48  | 64 | 95  | 111                 | Ruffle Tieband   |  | 70  | 95 | 142 | 164 |
| Shirred Welt Tieband |  | 70  | 95 | 142 | 164                 |                  |  |     |    |     |     |

### Tiebands & Rosettes

Tiebands are typically the same dimension as the area to cover for the panel being tied. If the tieband is too long, simply fold the excess behind the drapery.

### YARDAGE CHART

| Width in inches      |  | 24"                         | 48 | 72 | 96 | Width in inches  |  | 24"                          | 48 | 72 | 96 |
|----------------------|--|-----------------------------|----|----|----|------------------|--|------------------------------|----|----|----|
| YARDAGE              |  | ea                          | ea | ea | ea | YARDAGE          |  | ea                           | ea | ea | ea |
| Straight Tieband     |  | ¼ YD                        | ½  | ¾  | 1  | Faux Bow Tieband |  | ½ YD                         | ¾  | 1  | 1¼ |
| Shaped Tieband       |  | ¼                           | ½  | ¾  | 1  | Ruffle Tieband   |  | ½                            | ¾  | 1  | 1½ |
| Shirred Welt Tieband |  | ¼                           | ½  | ½  | 1  |                  |  |                              |    |    |    |
| Small Rosette        |  | ¾ yard each (up to 6" wide) |    |    |    | Large Rosette    |  | 1 yard each (up to 10" wide) |    |    |    |





Rod Pocket Draperies with Tiebands

