

# Sunstar™

[ROLL SHADES FOR REGULAR, VERTICAL WINDOWS]

SPECIFICATION SHEETS ~ JUNE 2019



fabritec

FOR DESIGNERS AND  
WINDOW COVERING PROFESSIONALS

# Table of Contents

## [SUNSTAR SPECIFICATION SHEETS]

INDEX NO.	LIFTING SYSTEM	HEM STYLE	VALANCE	LIGHT CONTROL OPTION	ASSEMBLY OPTION	PAGE NO.
3.1.3	A. Cord & Cleat B. Chain & Clutch C. Series 400 Motor Battery & ST30 Motor D. Series 500 Motor	Hem Bar	Not Shown	N/A	N/A	1
3.1.4	A. Cord & Cleat B. Chain & Clutch C. Series 400 Motor Battery & ST30 Motor D. Series 500 Motor	Hem Bar	Not Shown	N/A	N/A	2
3.1.2	Cord & Cleat	Lift Rail	Fabric Valance Top	N/A	Top Down Shade	3
3.2.5	SL20 or SL30 Clutch - CCO	Hem Bar	Fabric Valance Top	N/A	Standard	4
3.2.6	L40 or L45 Clutch - CCO	Hem Bar	Fabric Valance Top	N/A	Standard	5
3.2.7	SL20 Clutch - CCO	Lift Rail	Fabric Valance Top	N/A	Top Down Shade	6
3.2.8	L40 Clutch - CCO	Lift Rail	Fabric Valance Top	N/A	Top Down Shade	7
3.2.9	A. SL20 Clutch - CCO for Bottom Up Operation B. Cord & Cleat for Top Down Operation	Hem Bar	Fabric Valance Top	N/A	Top Down-Bottom Up Operation	8
3.2.10	A. L40 Clutch - CCO for Bottom Up Operation B. Cord & Cleat for Top Down Operation	Hem Bar	Fabric Valance Top	N/A	Top Down-Bottom Up Operation	9

# Table of Contents

## [SUNSTAR SPECIFICATION SHEETS]

INDEX NO.	LIFTING SYSTEM	HEM STYLE	VALANCE	LIGHT CONTROL OPTION	ASSEMBLY OPTION	PAGE NO.
3.2.11	SL20 Clutch - CCO	Hem Bar	Fabric Valance Top	N/A	Standard	10
3.2.12	L40 Clutch - CCO	Hem Bar	Fabric Valance Top	N/A	Standard	11
3.5.3	Series 500 Motor (in Bottom Tube)	Lift Rail	Fabric Valance Top	N/A	Top Down Shade	12
3.5.4	Series 400 Motor (in Bottom Tube)	Lift Rail	Fabric Valance Top	N/A	Top Down Shade	13
3.5.5	Manual or Motorized (Motorized shown)	Lift Rail	Fabric Valance Top	N/A	Top Down Shade, (Motor at Pulley Rail)	14

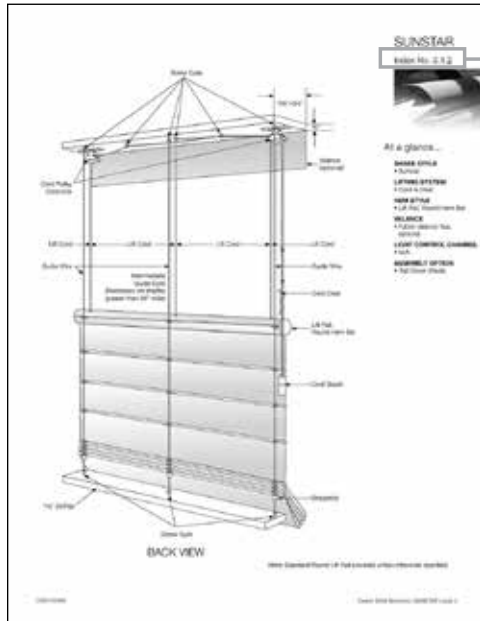
Understanding our Specification Sheets Numbering System

iv

# UNDERSTANDING OUR SPECIFICATION SHEETS NUMBERING SYSTEM

Every Specification page has an Index Number on the top right hand corner below the Shade Style.

The illustration below explains our numbering system, and the chart below shows our naming systems for our Specification Sheets.



## Index No. 3.1.2

The **first number** refers to our SHADE STYLE.

3 = Sunstar Shade

The **second number** is our LIFTING SYSTEM.

1 = Cord & Cleat

The **last number** is a SEQUENTIAL NUMBER in this series.

2 = Sequential Number

The above example means the illustration is a **SUNSTAR SHADE** with a **CORD & CLEAT LIFTING SYSTEM**.

### SPECIFICATION SHEETS REFERENCE SYSTEM

<b>SHADE STYLES</b> The <b>first number</b> refers to our SHADE STYLE.	<b>3</b> = Sunstar Shade
	<b>4</b> = Curvilinear Trackstar
	<b>5</b> = Rollstar Shade
	<b>6</b> = Skystar (Skylight) Shade
	<b>7</b> = Sloped or Horizontal Trackstar
<b>LIFTING SYSTEMS</b> The <b>second number</b> refers to our LIFTING SYSTEM.	<b>1</b> = Cord and Cleat
	<b>2</b> = Continuous Chain Operator (CCO) & Slide Winder
	<b>3</b> = Wand Operator
	<b>4</b> = Spring Roller
	<b>5</b> = Motorization
	<b>6</b> = Miscellaneous
The <b>last number</b> is a SEQUENTIAL NUMBER in this series.	<b>1</b> through <b>99</b> = Sequential Numbers



## At a glance...

### SHADE STYLE

- Sunstar

### LIFTING SYSTEM

- A: Cord & Cleat
- B: Chain & Clutch
- C: Series 400 Motor, Battery & ST30 Motor
- D: Series 500 Motor

### HEM STYLE

- Round Hem Bar

### TOP TREATMENT

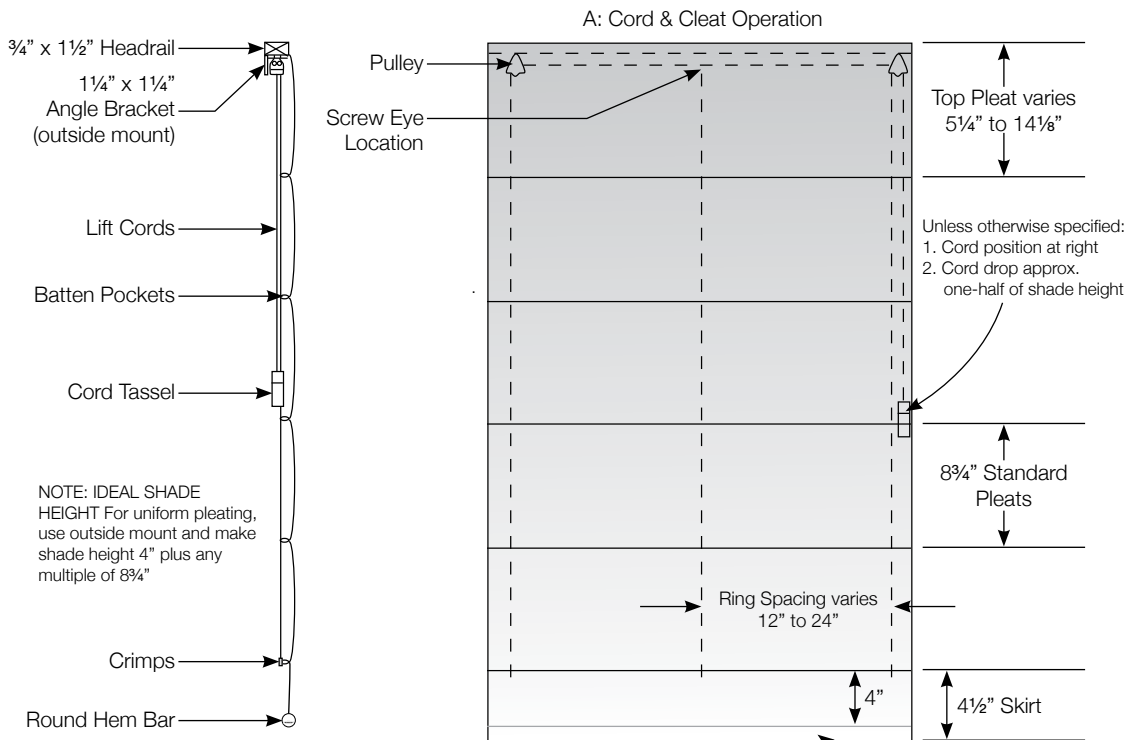
- Not shown

### LIGHT CONTROL CHANNEL

- N/A

### ASSEMBLY OPTION

- N/A

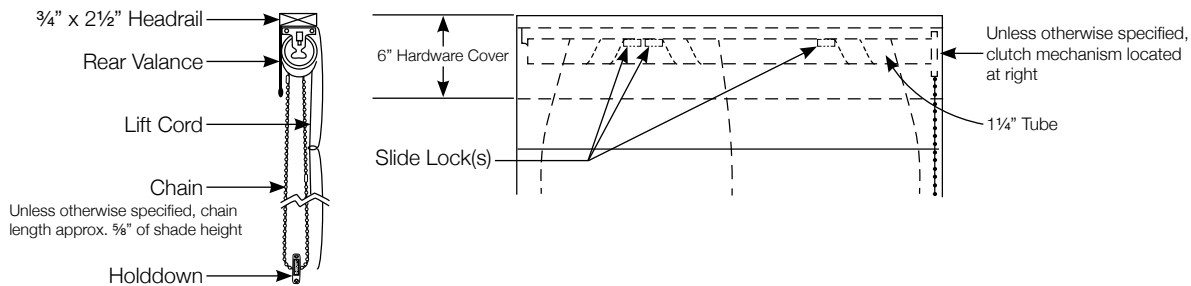


**SIDE VIEW**

**FRONT VIEW**

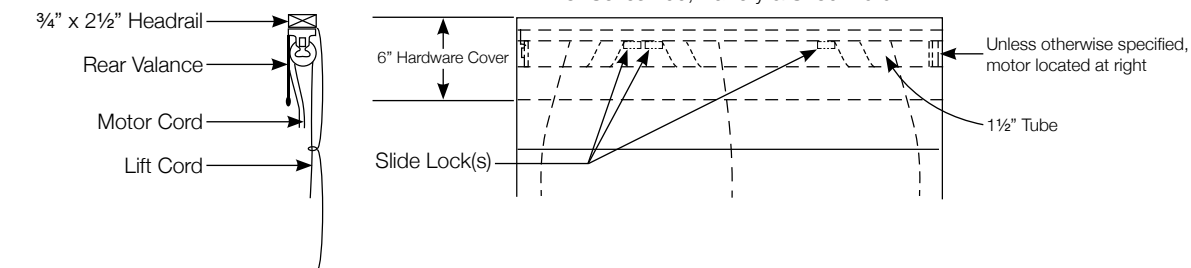
(Window side)

**B: Chain and Clutch**



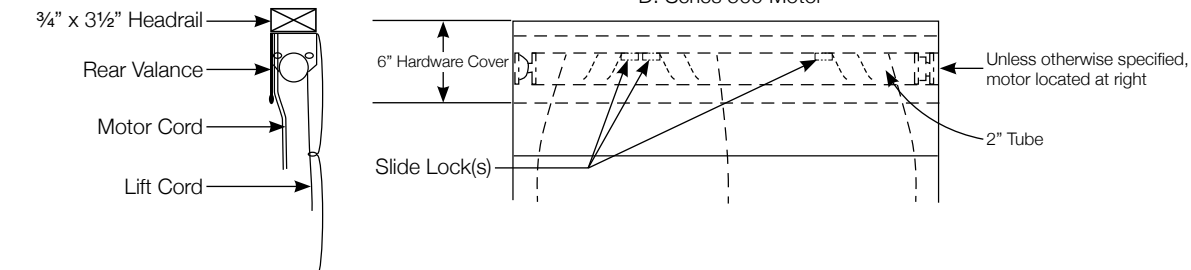
**SIDE VIEW**

**C: Series 400, Battery & ST30 Motor**



**SIDE VIEW**

**D: Series 500 Motor**





## At a glance...

### SHADE STYLE

- Sunstar

### LIFTING SYSTEM

- A: Cord & Cleat
- B: Chain & Clutch
- C: Series 400 Motor, Battery & ST30 Motor
- D: Series 500 Motor

### HEM STYLE

- Round Hem Bar

### TOP TREATMENT

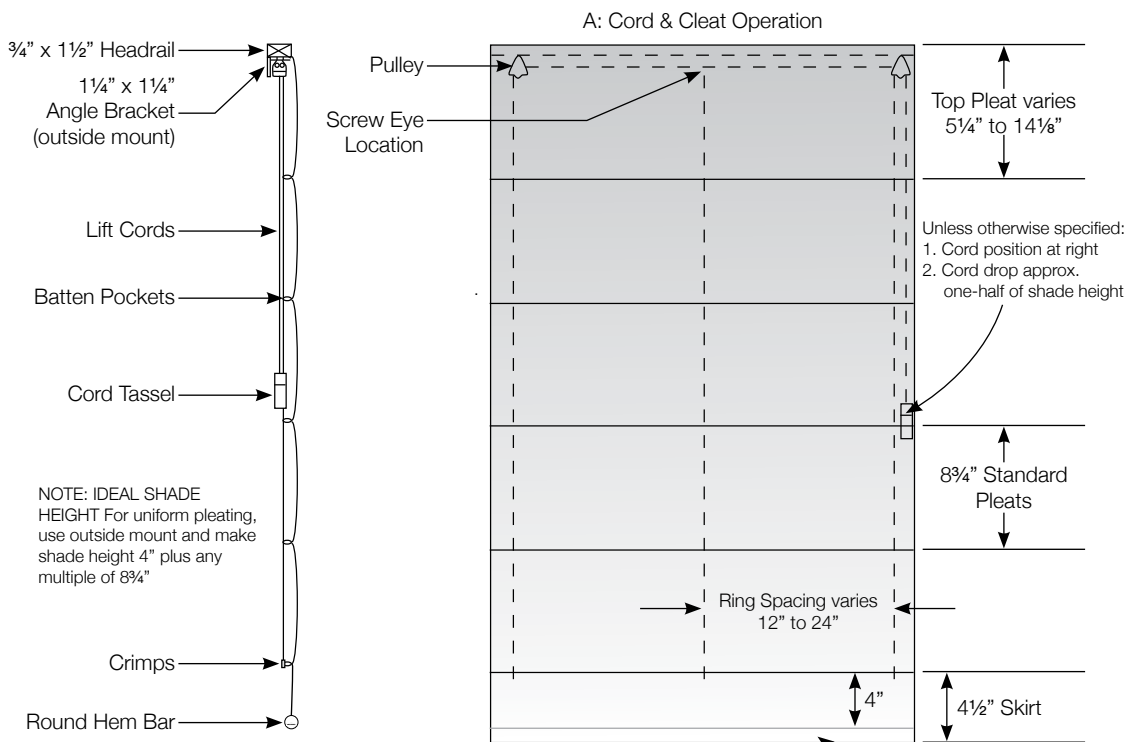
- Not shown

### LIGHT CONTROL CHANNEL

- N/A

### ASSEMBLY OPTION

- N/A

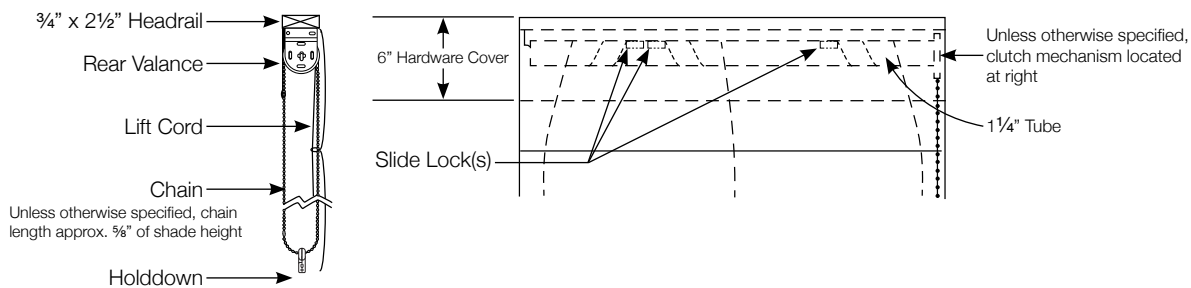


**SIDE VIEW**

**FRONT VIEW**

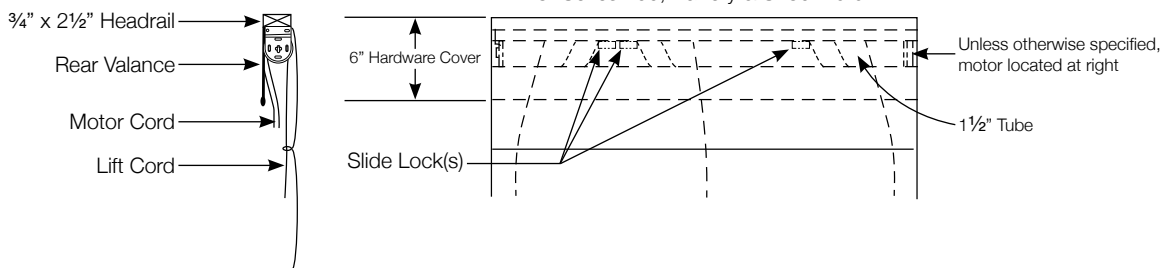
(Window side)

**B: Chain and Clutch**



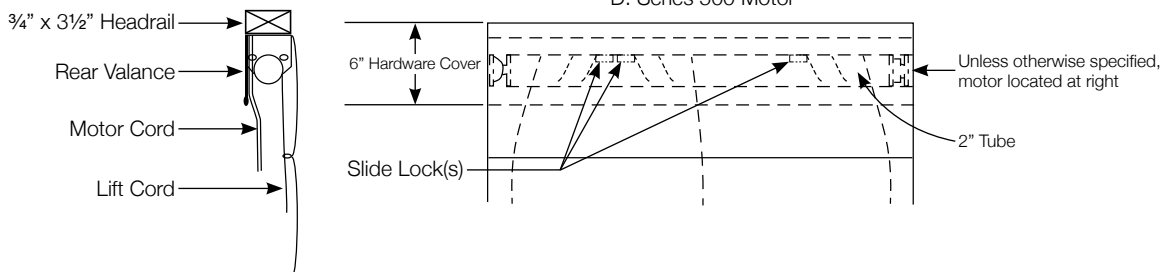
**SIDE VIEW**

**C: Series 400, Battery & ST30 Motor**



**SIDE VIEW**

**D: Series 500 Motor**



# SUNSTAR

Index No. 3.1.2



At a glance...

**SHADE STYLE**

- Sunstar

**LIFTING SYSTEM**

- Cord & Cleat

**HEM STYLE**

- Lift Rail, Round Hem Bar

**TOP TREATMENT**

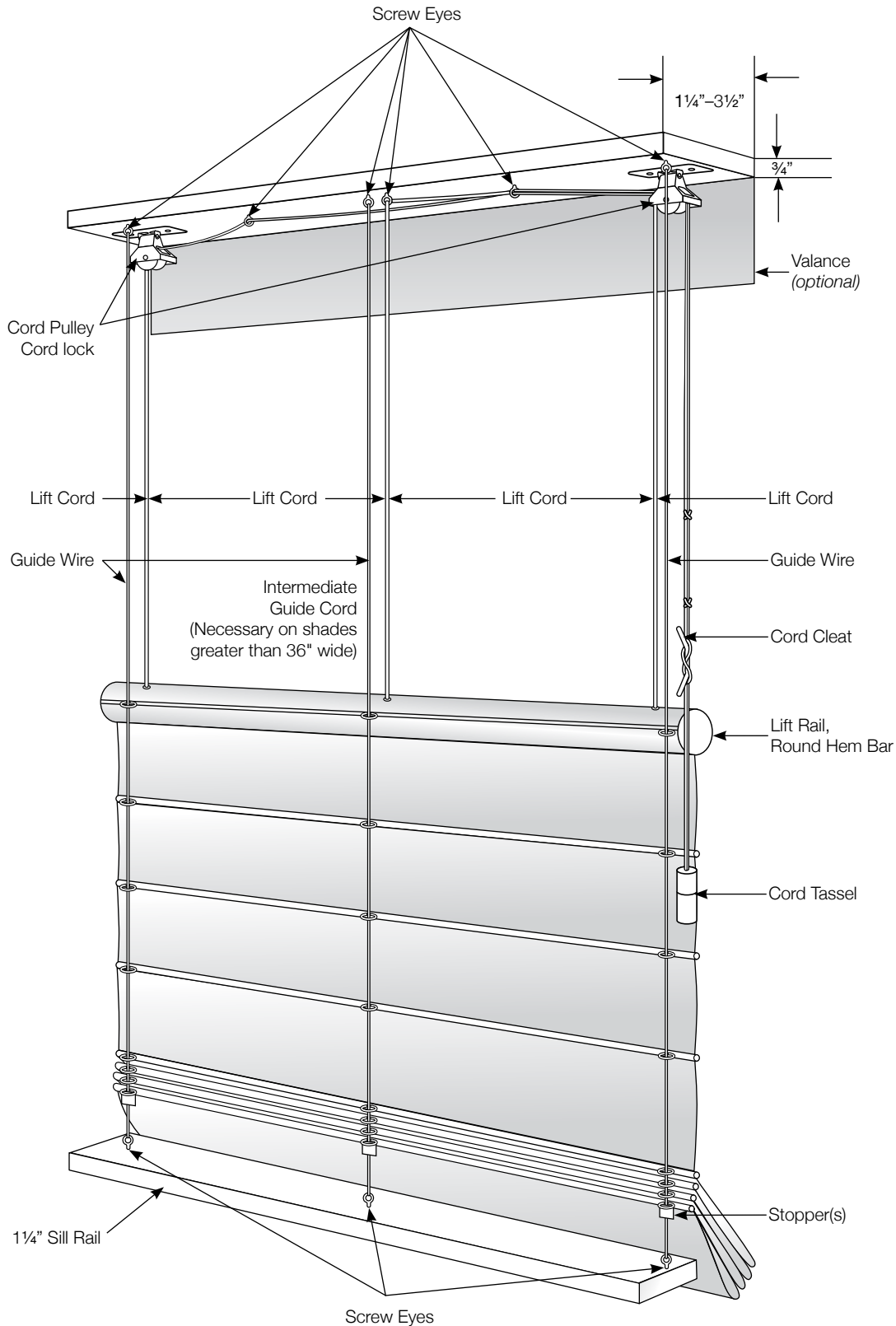
- Fabric Valance Top, optional

**LIGHT CONTROL CHANNEL**

- N/A

**ASSEMBLY OPTION**

- Top Down Shade



**BACK VIEW**

Note: Standard Round Lift Rail provided unless otherwise specified.



## At a glance...

### SHADE STYLE

- Sunstar

### LIFTING SYSTEM

- SL20 or SL30 Clutch - Continuous Chain Operator

### HEM STYLE

- Round Hem Bar

### TOP TREATMENT

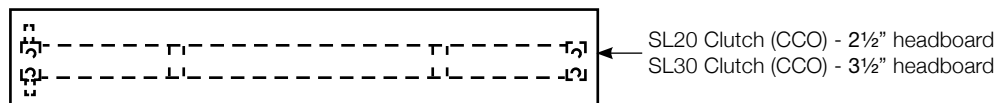
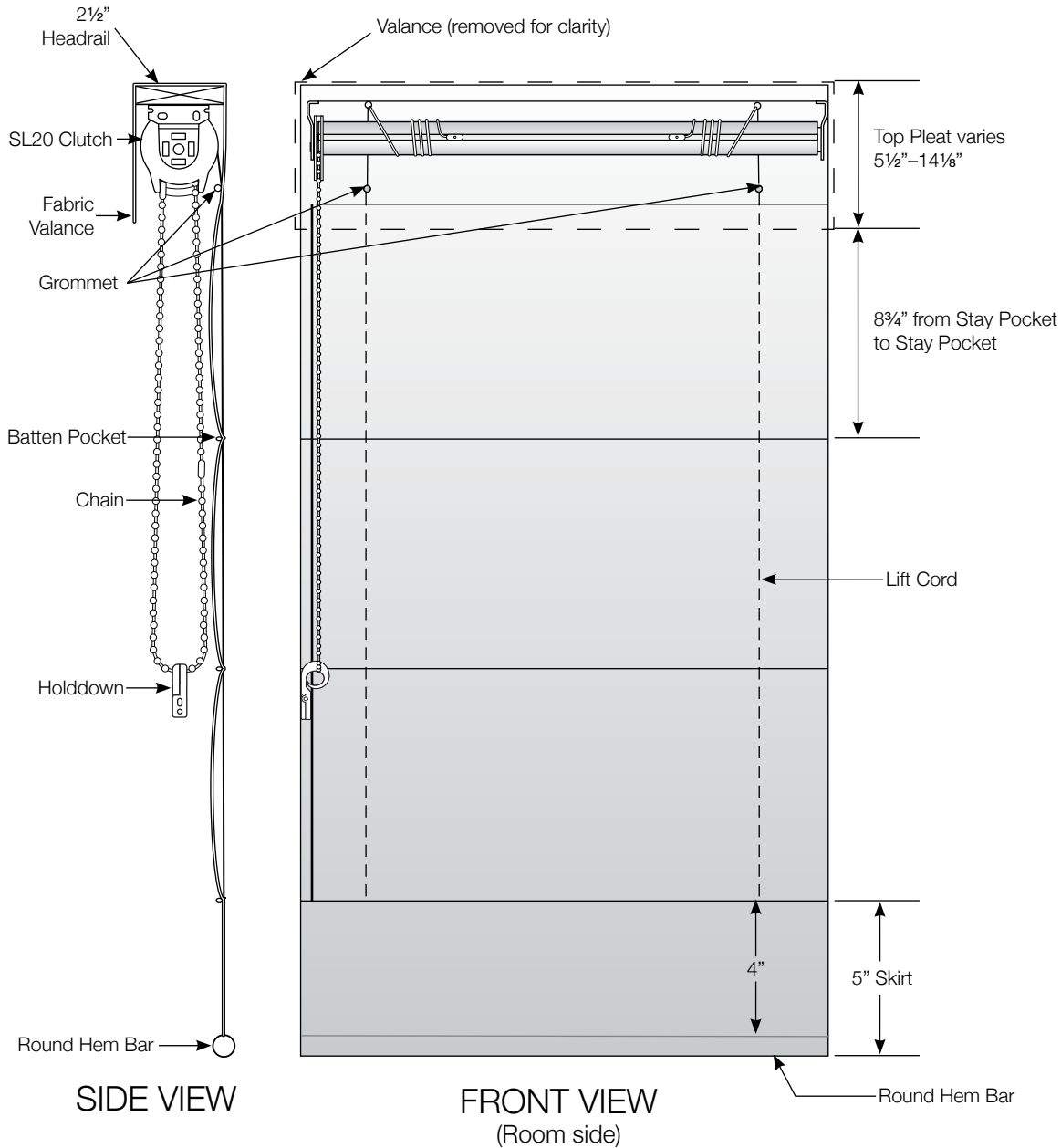
- Fabric Valance Top, optional

### LIGHT CONTROL CHANNEL

- N/A

### ASSEMBLY OPTION

- Standard



**TOP VIEW**





## At a glance...

### SHADE STYLE

- Sunstar

### LIFTING SYSTEM

- L40 or L45 Clutch - Continuous Chain Operator

### HEM STYLE

- Round Hem Bar

### TOP TREATMENT

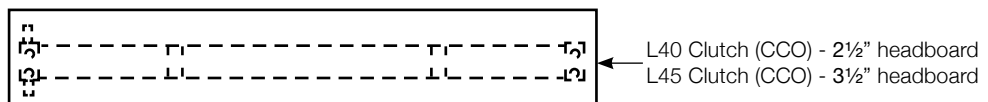
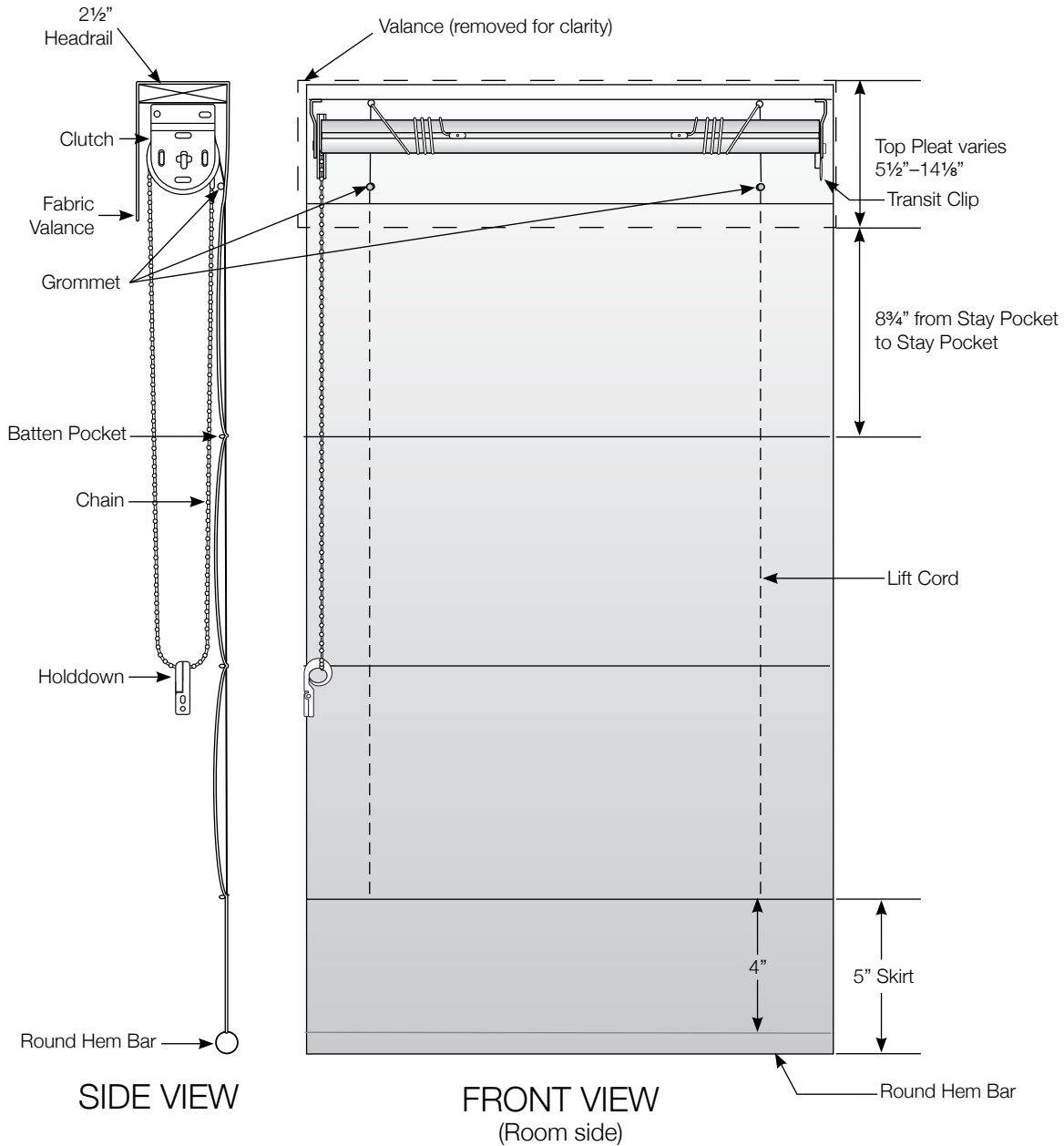
- Fabric Valance Top, optional

### LIGHT CONTROL CHANNEL

- N/A

### ASSEMBLY OPTION

- Standard



**TOP VIEW**

# SUNSTAR

Index No. 3.2.7



At a glance...

**SHADE STYLE**

- Sunstar

**LIFTING SYSTEM**

- SL20 Clutch - Continuous Chain Operator

**HEM STYLE**

- Lift Rail, Round Hem Bar

**TOP TREATMENT**

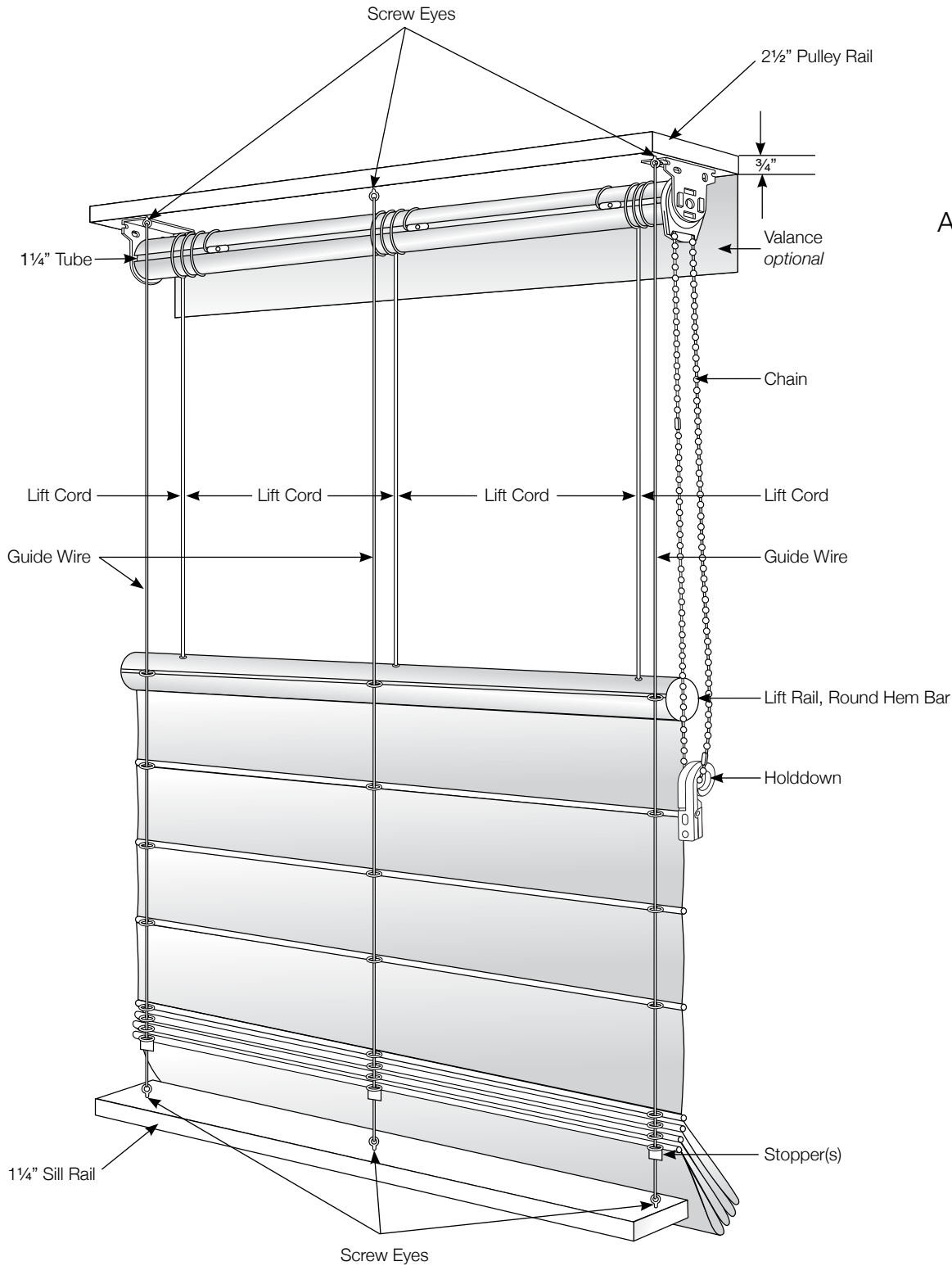
- Fabric Valance Top, optional

**LIGHT CONTROL CHANNEL**

- N/A

**ASSEMBLY OPTION**

- Top Down Shade



**BACK VIEW**  
(Window side)

Note: Standard Round Lift Rail provided unless otherwise specified.

# SUNSTAR

Index No. 3.2.8



At a glance...

**SHADE STYLE**

- Sunstar

**LIFTING SYSTEM**

- L40 Clutch - Continuous Chain Operator

**HEM STYLE**

- Lift Rail, Round Hem Bar

**TOP TREATMENT**

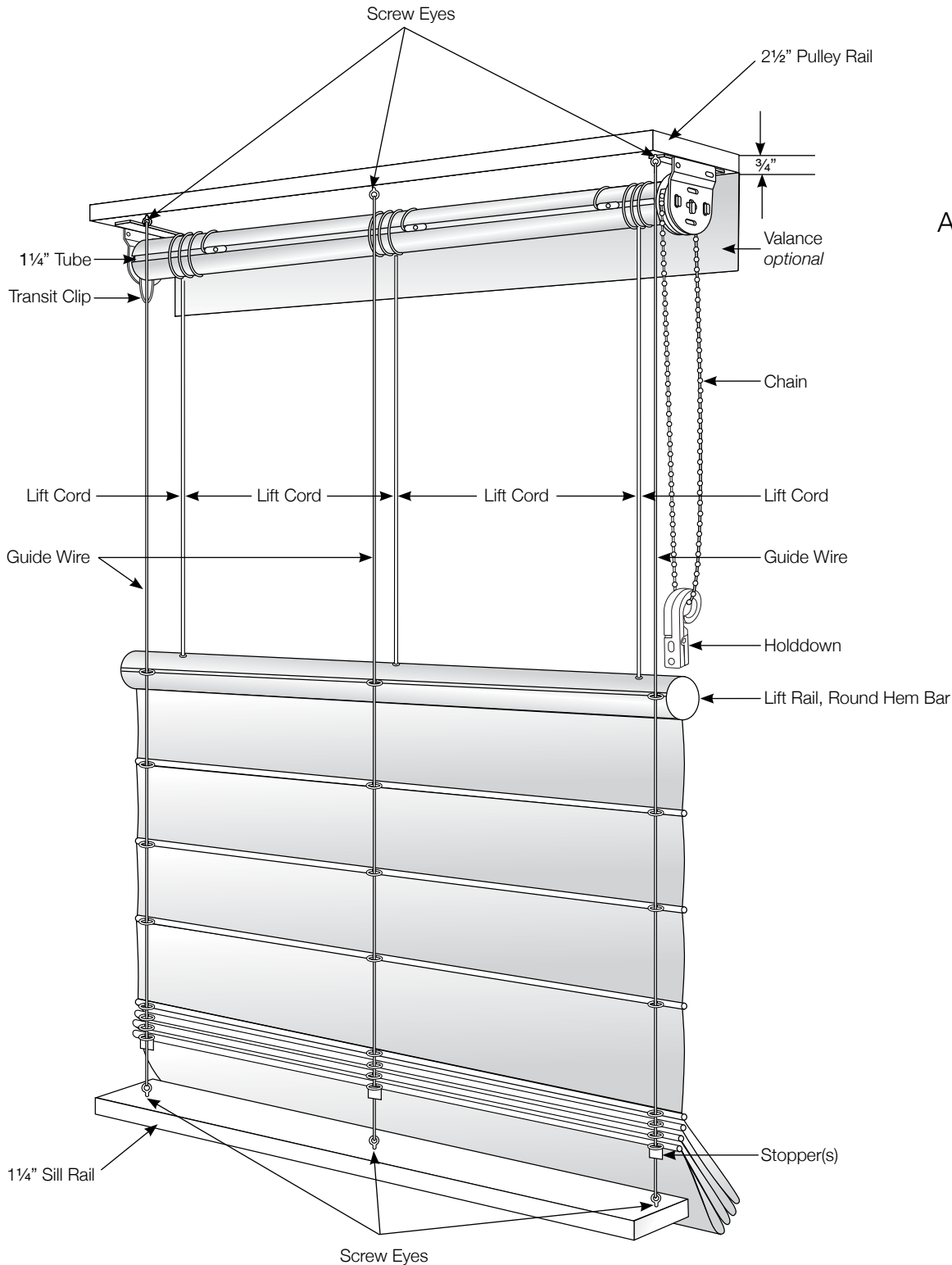
- Fabric Valance Top, optional

**LIGHT CONTROL CHANNEL**

- N/A

**ASSEMBLY OPTION**

- Top Down Shade



**BACK VIEW**  
(Window side)

Note: Standard Round Lift Rail provided unless otherwise specified.

# SUNSTAR

Index No. 3.2.9



At a glance...

**SHADE STYLE**

- Sunstar

**LIFTING SYSTEM**

- SL20 Clutch - Continuous Chain Operator for Bottom Up Operation
- Cord & Cleat for Top Down Operation

**HEM STYLE**

- Round Hem Bar

**TOP TREATMENT**

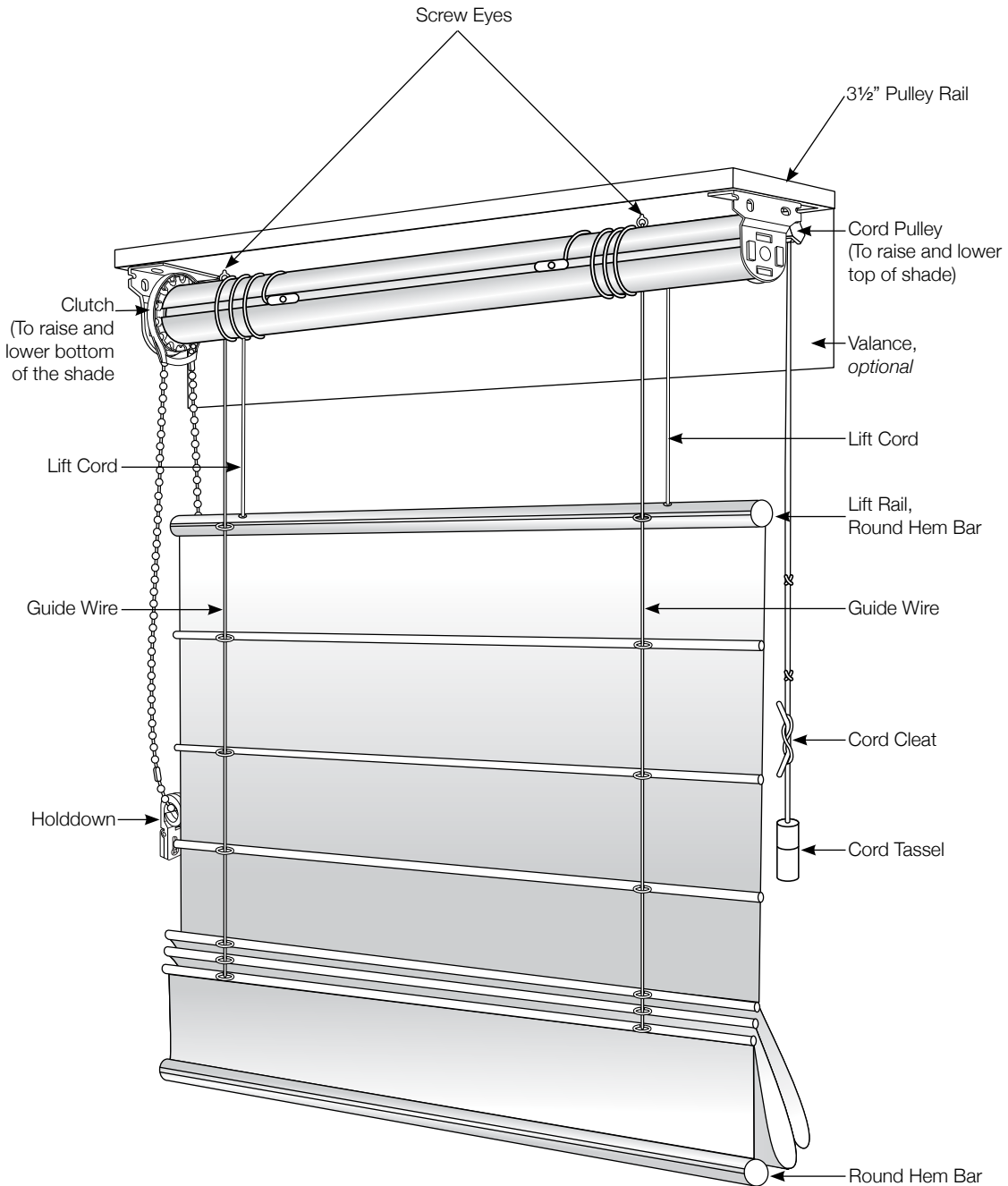
- Fabric Valance Top, optional

**LIGHT CONTROL CHANNEL**

- N/A

**ASSEMBLY OPTION**

- Top Down-Bottom Up Operation



**BACK VIEW**  
(Window side)

Note: Standard Round Lift Rail provided unless otherwise specified.



## At a glance...

### SHADE STYLE

- Sunstar

### LIFTING SYSTEM

- L40 Clutch - Continuous Chain Operator for Bottom Up Operation
- Cord & Cleat for Top Down Operation

### HEM STYLE

- Round Hem Bar

### TOP TREATMENT

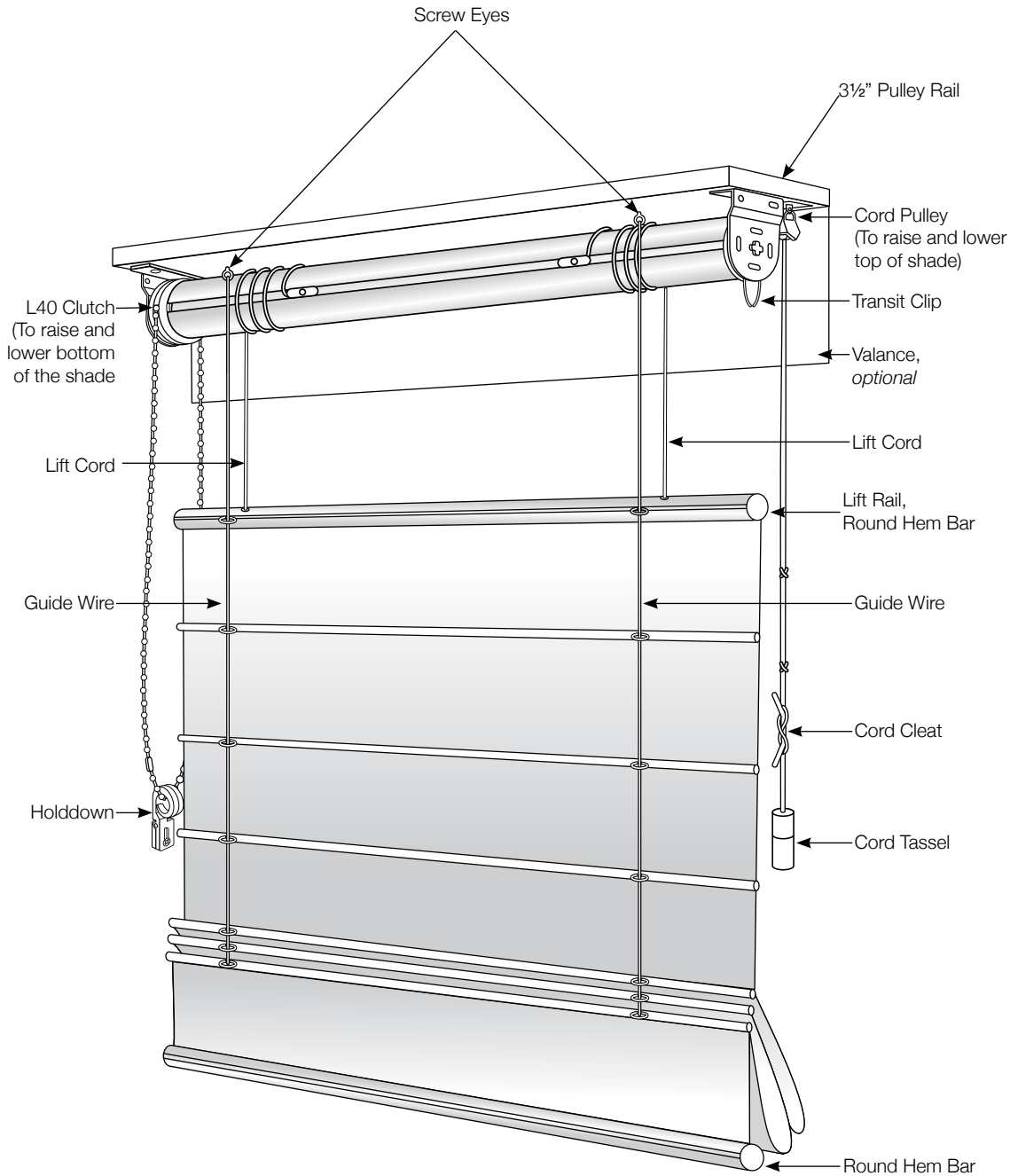
- Fabric Valance Top, optional

### LIGHT CONTROL CHANNEL

- N/A

### ASSEMBLY OPTION

- Top Down-Bottom Up Operation



**BACK VIEW**  
(Window side)

Note: Standard Round Lift Rail provided unless otherwise specified.

# SUNSTAR

Index No. 3.2.11



At a glance...

**SHADE STYLE**

- Sunstar

**LIFTING SYSTEM**

- SL20 Clutch - Continuous Chain Operator

**HEM STYLE**

- Round Hem Bar

**TOP TREATMENT**

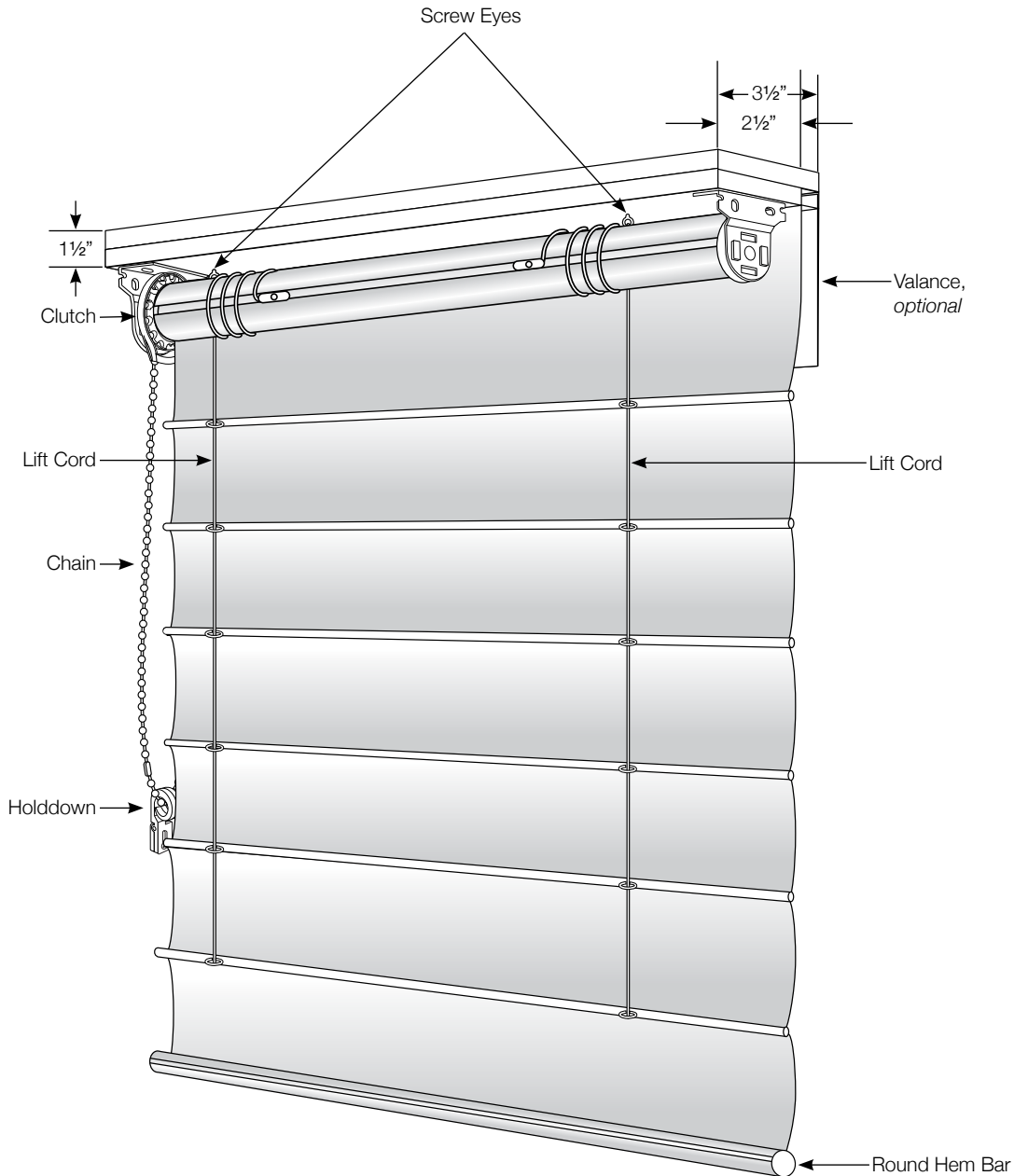
- Fabric Valance Top, optional

**LIGHT CONTROL CHANNEL**

- N/A

**ASSEMBLY OPTION**

- Standard



**BACK VIEW**  
(Window side)

# SUNSTAR

Index No. 3.2.12



At a glance...

**SHADE STYLE**

- Sunstar

**LIFTING SYSTEM**

- L40 Clutch - Continuous Chain Operator

**HEM STYLE**

- Round Hem Bar

**TOP TREATMENT**

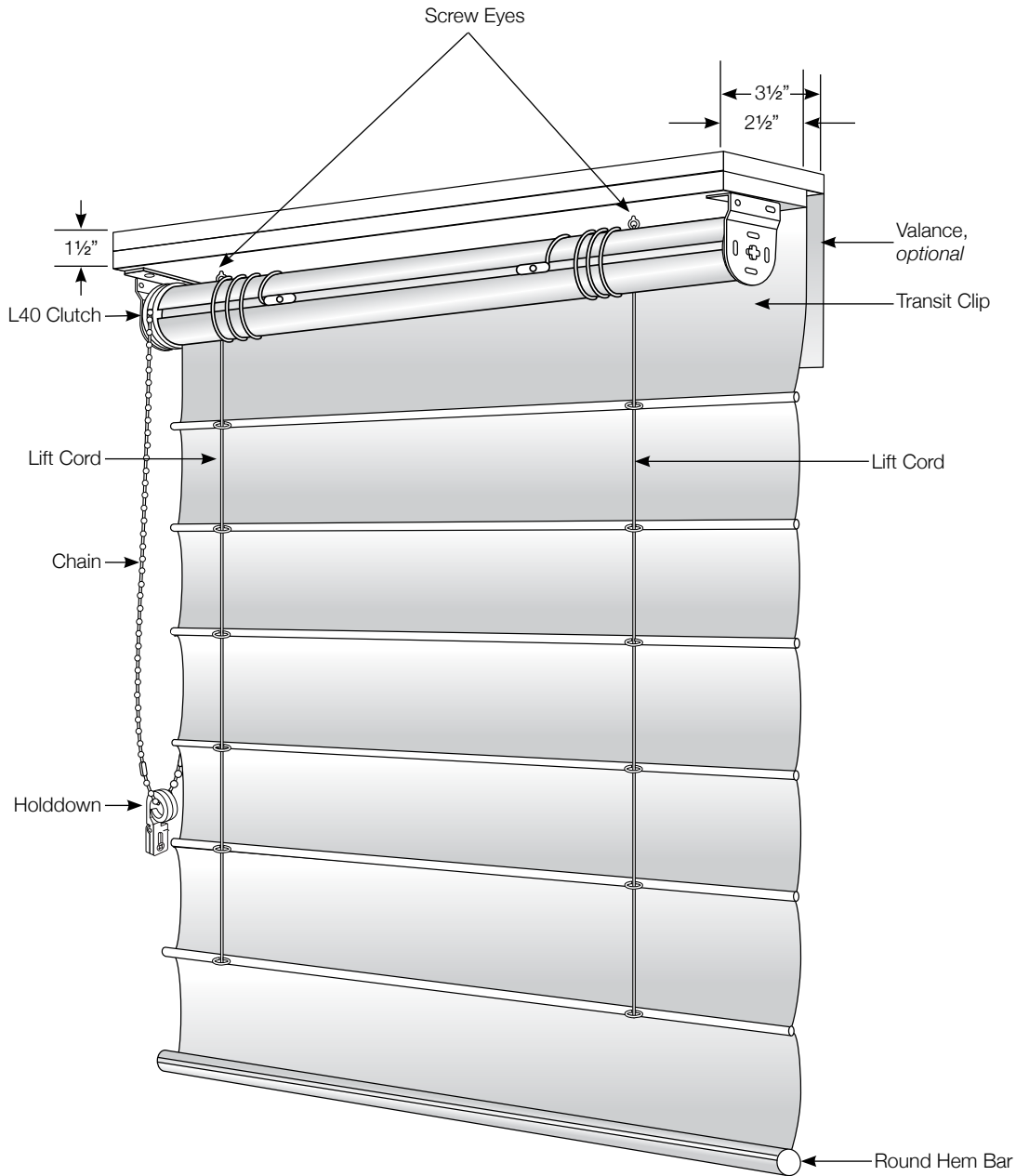
- Fabric Valance Top, optional

**LIGHT CONTROL CHANNEL**

- N/A

**ASSEMBLY OPTION**

- Standard



**BACK VIEW**  
(Window side)

# SUNSTAR

Index No. 3.5.3



At a glance...

**SHADE STYLE**

- Sunstar

**LIFTING SYSTEM**

- Series 500 Motor (in Bottom Tube)

**HEM STYLE**

- Lift Rail, Round Hem Bar

**TOP TREATMENT**

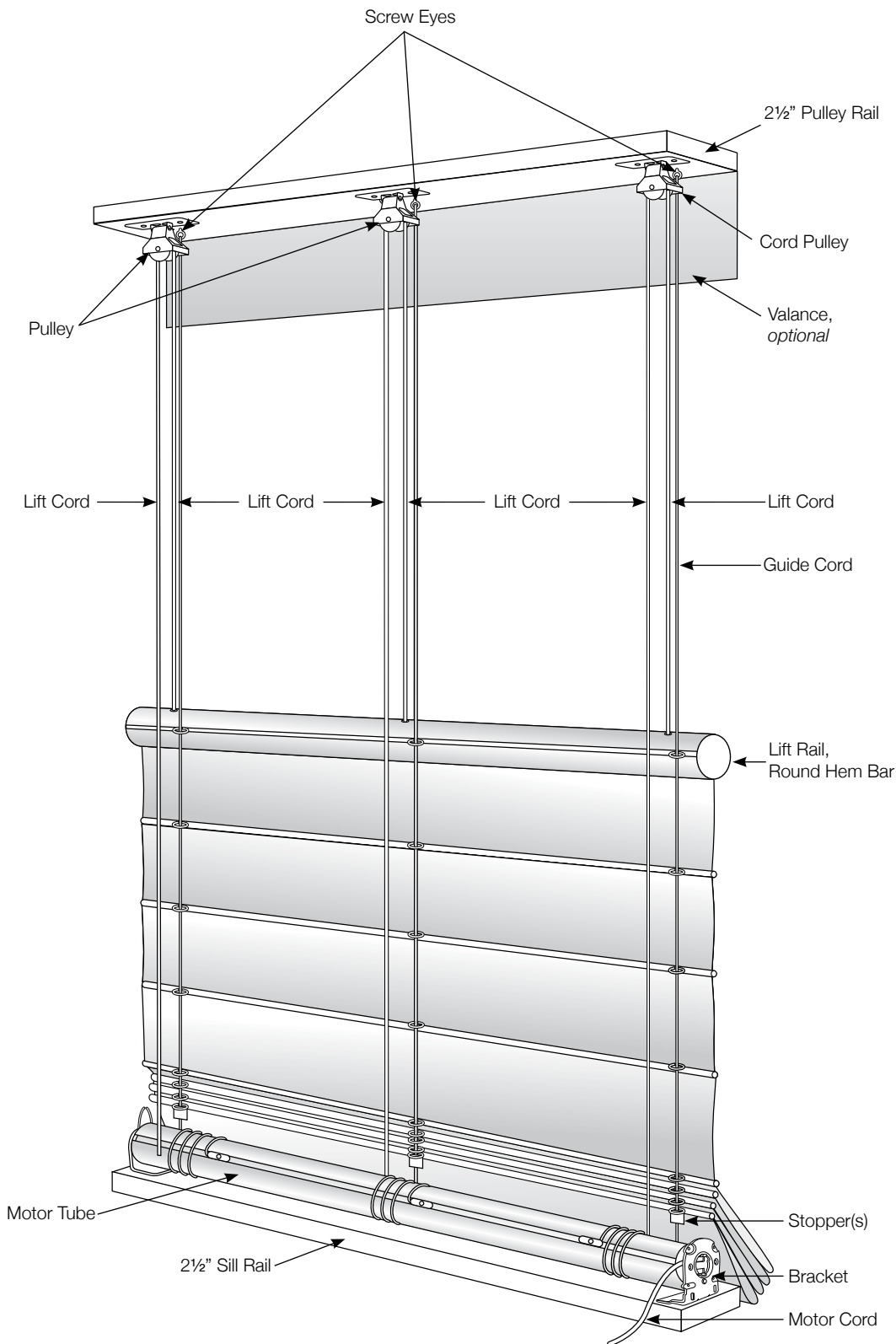
- Fabric Valance Top, optional

**LIGHT CONTROL CHANNEL**

- N/A

**ASSEMBLY OPTION**

- Top Down Shade



**BACK VIEW**  
(Window side)

Note: Standard Round Lift Rail provided unless otherwise specified.



# SUNSTAR

Index No. 3.5.4



At a glance...

**SHADE STYLE**

- Sunstar

**LIFTING SYSTEM**

- Series 400 Motor (in Bottom Tube)

**HEM STYLE**

- Lift Rail, Round Hem Bar

**TOP TREATMENT**

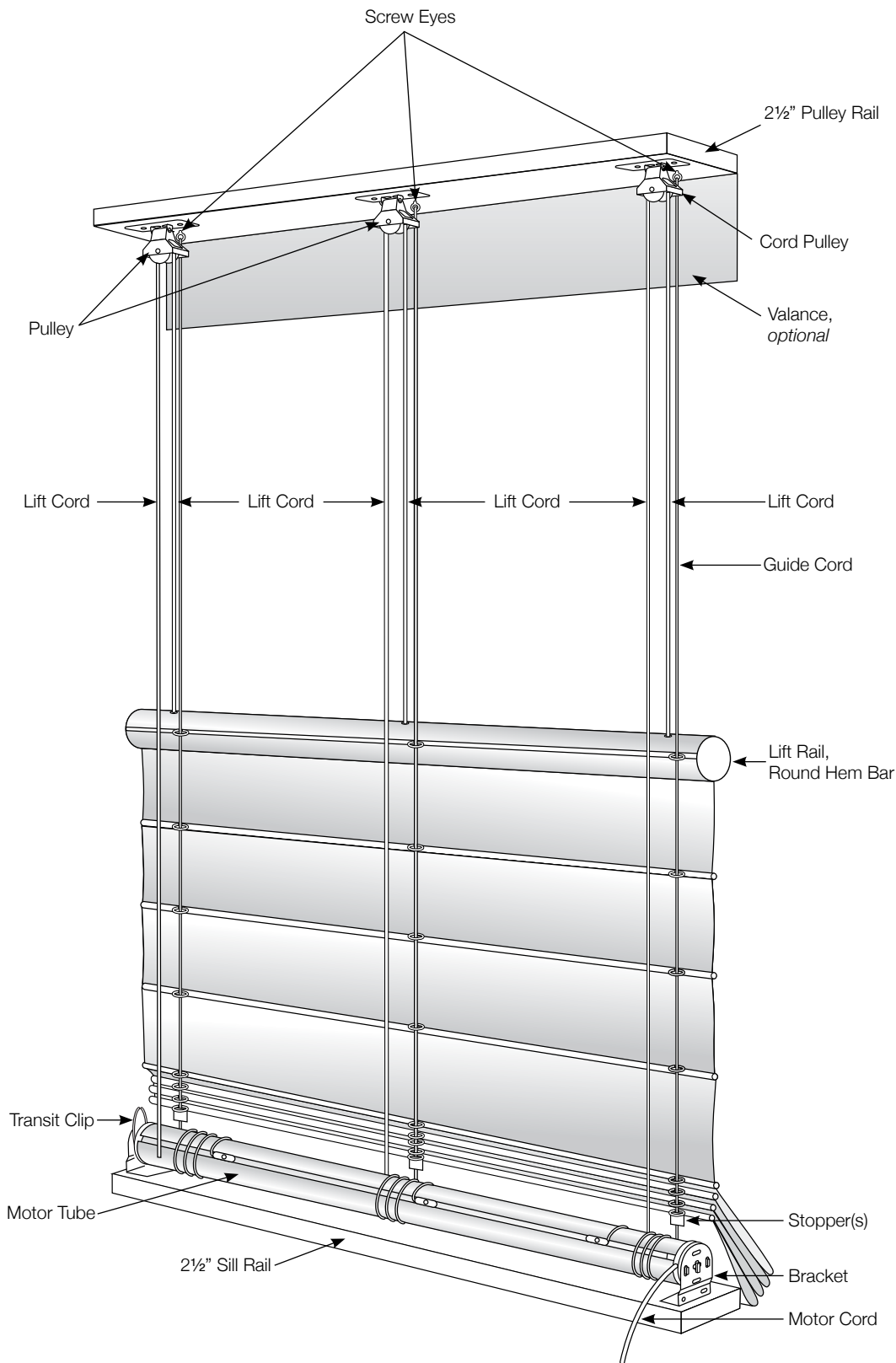
- Fabric Valance Top, optional

**LIGHT CONTROL CHANNEL**

- N/A

**ASSEMBLY OPTION**

- Top Down Shade



**BACK VIEW**  
(Window side)

Note: Standard Round Lift Rail provided unless otherwise specified.

# SUNSTAR

Index No. 3.5.5



At a glance...

**SHADE STYLE**

- Sunstar

**LIFTING SYSTEM**

- Manual or Motorized (Motorized shown)

**HEM STYLE**

- Lift Rail, Round Hem Bar

**TOP TREATMENT**

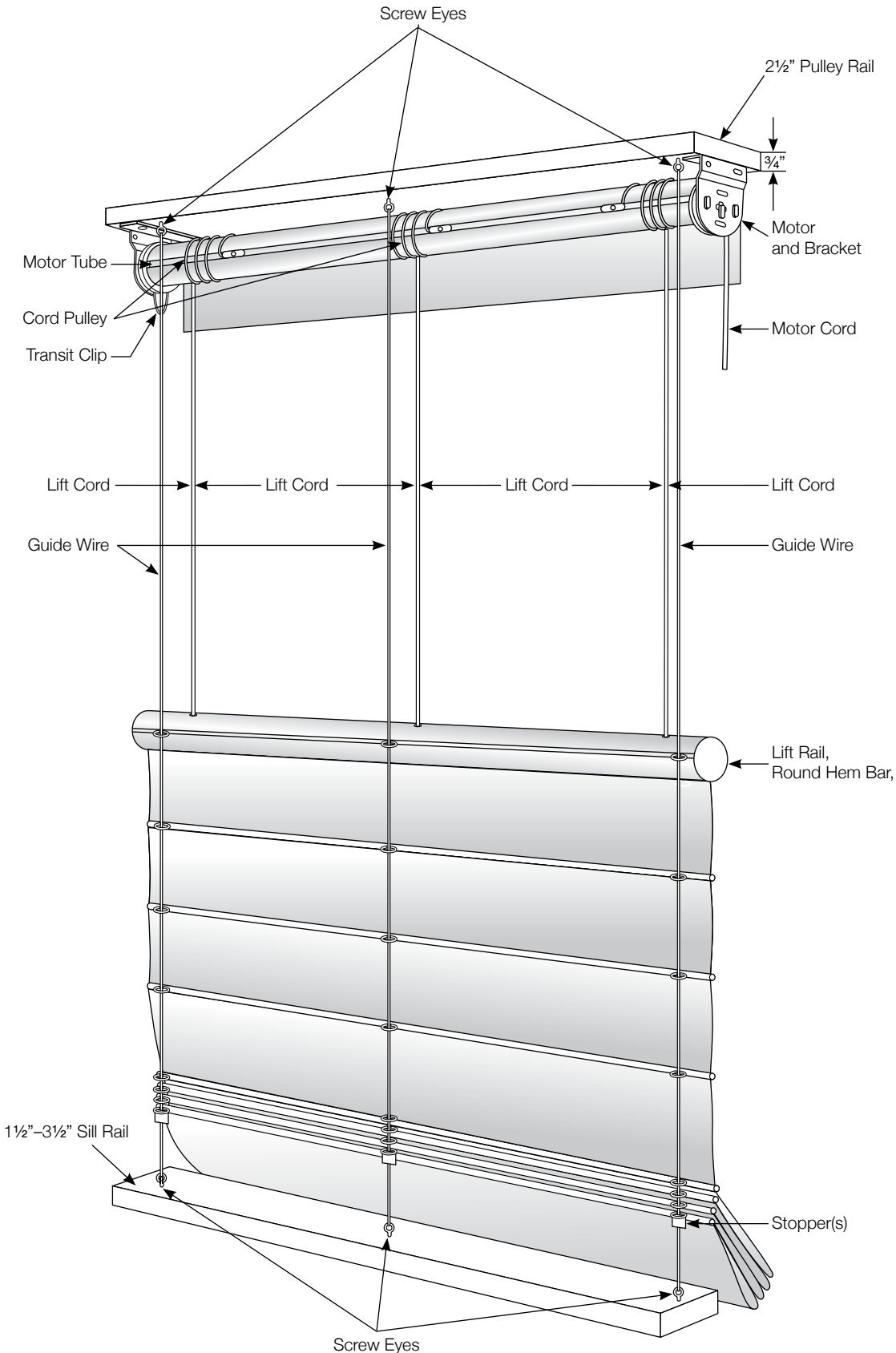
- Not shown

**LIGHT CONTROL CHANNEL**

- Not shown

**ASSEMBLY OPTION**

- Top Down Shade



**BACK VIEW**  
(window side)

Note: Standard Round Lift Rail provided unless otherwise specified.