



Fabritec, LLC.
 7531 Coldwater Canyon Avenue | North Hollywood | CA | 91605
 tel 800.828.2500 (toll-free) or 818.503.8300 | fax 818.503.8360

NOTE: THESE ARE INTERACTIVE ORDER FORMS. DO NOT FILL OUT THESE FORMS ONLINE!
 PLEASE DOWNLOAD AND SAVE THESE FORMS TO YOUR COMPUTER OR TABLET BEFORE FILLING OUT THE FORM FIELDS.

C.O.M. Swags & Cascades Order Form

Account # _____ Account Name _____
 Address _____
 City/State/ZIP _____
 Phone _____ Fax _____
 Ordered By _____ P.O. # _____
 Date Ordered _____ Date Needed _____ Acct. Mgr. _____

Ship To _____ Attention _____
 Address _____
 City/State/ZIP _____
 Sidemark _____
 Phone _____
 Ship Via _____ Will Call _____ Standard _____ 2-Day _____ Overnight _____

A fully completed order form is required before manufacturing can begin. All orders confirmed in writing.

Line No.	Room ID	Qty	Overall Board Width	Swag Height	Cascade Height	Board Mount						Cascade Lining Type		Swag Lining Color		White Interlining	
						Cascades			Swag Overlap Pattern			Self	Contrast	White	Ivory	Yes	No
						Return Depth	Over Swag	Under Swag	Ctr*	Left	Right						
1.																	
2.																	
3.																	
4.																	
5.																	
6.																	

*Center overlap available with odd number of swags. Note: Swags will be lined in Castec standard lining. Cascades will be self-lined.

Line No.	FABRIC INFORMATION					
	Company	Pattern	Color	Fabric Width	V. Repeat	H. Repeat

Line No.	ACCENT FABRIC DETAILS					
	Company	Pattern	Color	Fabric Width	V. Repeat	H. Repeat

Line No.	CUSTOM OPTIONS	
		Contrast Lined Swags
	Trim Application	Trim Description:
	Special Swag Count	No. of Swags:
	Other:	




I have given SPECIAL INSTRUCTIONS on the back of this order form.
I have ordered TRIM/BANDING on the back of this order form.
I have ordered HOOK & LOOP on the back of this order form.

C.O.M. Swags & Cascades Order Form

(continued)

CUSTOM ITEMS				
Trim: To order, complete the form on the right as indicated. Trim can be applied as illustrated in the diagrams.				
Hook & Loop (Swags and/or Cascades):				
Line No.	Swags		Cascades	
	Yes	No	Yes	No
	Yes	No	Yes	No
	Yes	No	Yes	No
	Yes	No	Yes	No
	Yes	No	Yes	No
	Yes	No	Yes	No

SPECIAL INSTRUCTIONS

TRIM
 <p>Trim on Swags only</p>
Line No: _____
Style: _____
Color: _____
 <p>Trim on Cascades only</p>
Line No: _____
Style: _____
Color: _____
 <p>Trim on Swags & Cascades</p>
Line No: _____
Style: _____
Color: _____

NOTE: Center overlap available with odd number of swags only.